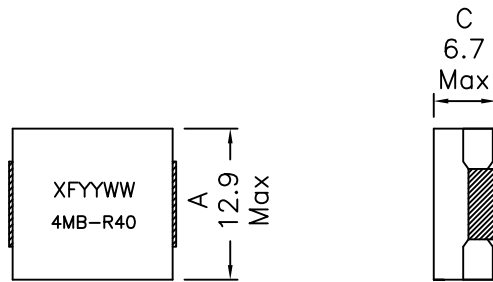
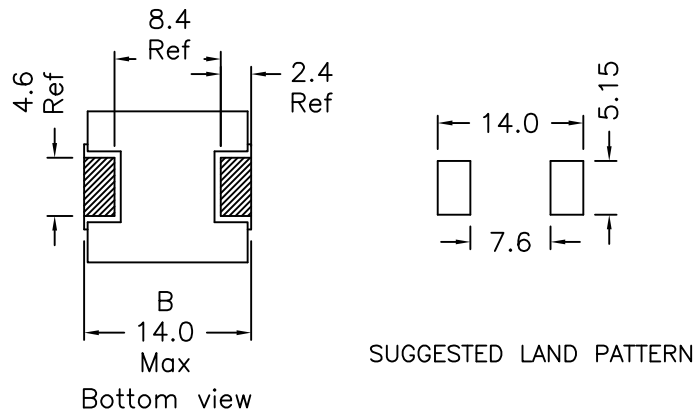


1. Mechanical Dimensions:




Top view



Bottom view

SUGGESTED LAND PATTERN

2. Schematic:



3. Electrical Specifications: @25°C

OCL: 0.40uH±20% @100KHz, 0.25V

Q: 30 Min @100KHz, 0.25V

DCR: 0.9mOhms Typ, 1.0mOhms Max

Isat: 64.0Adc (Based on 20% drop in OCL)

Irms: 44.0Adc (Based on 40°C Temp Rise)

Notes:

1. Solderability: Leads shall meet MIL-STD-202G, Method 208H for solderability.
2. Flammability: UL94V-0
3. ASTM oxygen index: > 28%
4. Insulation System: Class F 155°C. UL file E151556
5. Operating Temperature Range: All listed parameters are to be within tolerance from -55°C to +125°C
6. Storage Temperature Range: -55°C to +125°C
7. Aqueous wash compatible
8. SMD Lead Coplanarity: ±0.004"(0.102mm)
9. Electrical and mechanical specifications 100% tested
10. RoHS Compliant Component
11. Recommended IR Reflow peak temp of 250°C Max.
12. Outsourced item processed & controlled under XFMRs QA system

DOC. REV: A/2

XFMRs Inc www.XFMRS.com	Title: HIGH CURRENT INDUCTOR		
	UNLESS OTHERWISE SPECIFIED TOLERANCES: .xx ±0.25 Dimensions in MM	P/N: XFHCL4MB-R40M	REV. A
SHEET 1 OF 1	DWN.	Yuan	Jul-02-14
	CHK.	YK Liao	Jul-02-14
	APP.	DDC	Jul-02-14