

## HIGHLIGHTS OF PRESCRIBING INFORMATION

These highlights do not include all the information needed to use TYVASO DPI safely and effectively. See full prescribing information for TYVASO DPI.

**TYVASO DPI® (treprostinil) inhalation powder, for oral inhalation use**  
Initial U.S. Approval: 2002

### INDICATIONS AND USAGE

Tyvaso DPI is a prostacyclin mimetic indicated for the treatment of:

- Pulmonary arterial hypertension (PAH; WHO Group 1) to improve exercise ability. Studies with Tyvaso establishing effectiveness predominately included patients with NYHA Functional Class III symptoms and etiologies of idiopathic or heritable PAH (56%) or PAH associated with connective tissue diseases (33%). (1.1)
- Pulmonary hypertension associated with interstitial lung disease (PH-ILD; WHO Group 3) to improve exercise ability. The study with Tyvaso establishing effectiveness predominately included patients with etiologies of idiopathic interstitial pneumonia (IIP) (45%) inclusive of idiopathic pulmonary fibrosis (IPF), combined pulmonary fibrosis and emphysema (CPFE) (25%), and WHO Group 3 connective tissue disease (22%). (1.2)

### DOSAGE AND ADMINISTRATION

- Use only with the Tyvaso DPI Inhaler. (2.1)
- Administer using a single inhalation per cartridge. (2.1)
- Administer in 4 separate treatment sessions each day approximately 4 hours apart, during waking hours. (2.1)
- Initial dosage: one 16 mcg cartridge per treatment session. (2.2)
- Dosage should be increased by an additional 16 mcg per treatment session at approximately 1- to 2-week intervals, if tolerated. (2.2)
- Titrate to target maintenance doses of 48 mcg to 64 mcg per treatment session, 4 times daily. (2.2)

### DOSAGE FORMS AND STRENGTHS

Inhalation powder: Single-dose plastic cartridges containing 16 mcg, 32 mcg, 48 mcg, 64 mcg, or 80 mcg of treprostinil as a dry powder formulation. (3)

### CONTRAINDICATIONS

None. (4)

### WARNINGS AND PRECAUTIONS

- Tyvaso DPI may cause symptomatic hypotension. (5.1)
- Tyvaso DPI inhibits platelet aggregation and increases the risk of bleeding. (5.2)
- Tyvaso DPI dosage adjustments may be necessary if inhibitors or inducers of CYP2C8 are added or withdrawn. (5.3, 7.3)
- May cause bronchospasm: Patients with a history of hyperreactive airway disease may be more sensitive. (5.4)

### ADVERSE REACTIONS

Most common adverse reactions ( $\geq 4\%$ ) are cough, headache, throat irritation/pharyngolaryngeal pain, nausea, flushing, dyspnea, and syncope. (6.1)

To report SUSPECTED ADVERSE REACTIONS, contact United Therapeutics Corp. at 1-866-458-6479 or FDA at 1-800-FDA-1088 or [www.fda.gov/medwatch](http://www.fda.gov/medwatch).

See 17 for PATIENT COUNSELING INFORMATION and FDA-approved patient labeling.

Revised: 11/2025

## FULL PRESCRIBING INFORMATION: CONTENTS\*

### 1 INDICATIONS AND USAGE

- 1.1 Pulmonary Arterial Hypertension
- 1.2 Pulmonary Hypertension Associated with ILD

### 2 DOSAGE AND ADMINISTRATION

- 2.1 Administration
- 2.2 Usual Dosage in Adults

### 3 DOSAGE FORMS AND STRENGTHS

### 4 CONTRAINDICATIONS

### 5 WARNINGS AND PRECAUTIONS

- 5.1 Risk of Symptomatic Hypotension
- 5.2 Risk of Bleeding
- 5.3 Effect of Other Drugs on Treprostinil
- 5.4 Bronchospasm

### 6 ADVERSE REACTIONS

- 6.1 Clinical Trials Experience

### 7 DRUG INTERACTIONS

- 7.1 Bosentan
- 7.2 Sildenafil
- 7.3 Effect of Cytochrome P450 Inhibitors and Inducers
- 7.4 Effect of Other Drugs on Treprostinil

### 8 USE IN SPECIFIC POPULATIONS

- 8.1 Pregnancy

### 8.2 Lactation

### 8.4 Pediatric Use

### 8.5 Geriatric Use

### 8.6 Patients with Hepatic Insufficiency

### 8.7 Patients with Renal Impairment

### 10 OVERDOSAGE

### 11 DESCRIPTION

- 11.1 Tyvaso DPI Cartridges

### 12 CLINICAL PHARMACOLOGY

- 12.1 Mechanism of Action
- 12.2 Pharmacodynamics
- 12.3 Pharmacokinetics

### 13 NONCLINICAL TOXICOLOGY

- 13.1 Carcinogenesis, Mutagenesis, Impairment of Fertility
- 13.2 Animal Toxicology and/or Pharmacology

### 14 CLINICAL STUDIES

- 14.1 Pulmonary Arterial Hypertension (WHO Group 1) (TRIUMPH I)
- 14.2 Long-term Treatment of PAH
- 14.3 Pulmonary Hypertension Associated with ILD (WHO Group 3)

### 16 HOW SUPPLIED/STORAGE AND HANDLING

### 17 PATIENT COUNSELING INFORMATION

\* Sections or subsections omitted from the full prescribing information are not listed.

## **FULL PRESCRIBING INFORMATION**

### **1 INDICATIONS AND USAGE**

#### **1.1 Pulmonary Arterial Hypertension**

Tyvaso DPI is indicated for the treatment of pulmonary arterial hypertension (PAH; WHO Group 1) to improve exercise ability. Studies with Tyvaso establishing effectiveness predominately included patients with NYHA Functional Class III symptoms and etiologies of idiopathic or heritable PAH (56%) or PAH associated with connective tissue diseases (33%).

The effects diminish over the minimum recommended dosing interval of 4 hours; treatment timing can be adjusted for planned activities.

While there are long-term data on use of treprostinil by other routes of administration, nearly all clinical experience with inhaled treprostinil has been on a background of an endothelin receptor antagonist (ERA) and/or a phosphodiesterase type 5 (PDE-5) inhibitor. The controlled clinical experience with Tyvaso was limited to 12 weeks in duration [*see Clinical Studies (14)*].

#### **1.2 Pulmonary Hypertension Associated with ILD**

Tyvaso DPI is indicated for the treatment of pulmonary hypertension associated with interstitial lung disease (PH-ILD; WHO Group 3) to improve exercise ability. The study with Tyvaso establishing effectiveness predominately included patients with etiologies of idiopathic interstitial pneumonia (IIP) (45%) inclusive of idiopathic pulmonary fibrosis (IPF), combined pulmonary fibrosis and emphysema (CPFE) (25%), and WHO Group 3 connective tissue disease (22%) [*see Clinical Studies (14.3)*].

### **2 DOSAGE AND ADMINISTRATION**

#### **2.1 Administration**

Use Tyvaso DPI only with the Tyvaso DPI Inhaler. Tyvaso DPI is administered using a single inhalation per cartridge. Administer Tyvaso DPI in 4 separate, equally spaced treatment sessions per day, during waking hours. The treatment sessions should be approximately 4 hours apart.

If the prescribed dose is higher than 80 mcg per treatment session, more than 1 cartridge will be needed per session. Patients should follow the instructions for use for operation and care of the Tyvaso DPI Inhaler.

Do not use the Tyvaso DPI Inhaler with other medications.

Between each of the 4 daily treatment sessions, store the Tyvaso DPI Inhaler with the mouthpiece attached and empty. Wipe the outside of the inhaler with a clean, dry cloth only, if needed. Do not rinse or wash the Tyvaso DPI Inhaler; always keep the inhaler dry. After 7 days of use, throw away the used Tyvaso DPI Inhaler into regular household trash.

#### **2.2 Usual Dosage in Adults**

##### ***Initial Dosage:***

Tyvaso DPI therapy should begin with one 16 mcg cartridge per treatment session, 4 times daily.

**Maintenance Dosage:**

Increase dosage by an additional 16 mcg per treatment session at approximately 1- to 2-week intervals. The target maintenance dosage is usually 48 mcg to 64 mcg per session.

If adverse effects preclude titration, continue Tyvaso DPI at the highest tolerated dose.

If a scheduled treatment session is missed, resume therapy as soon as possible at the usual dose.

**Dosage for Transition from Tyvaso® (treprostinil) Inhalation Solution:**

The following regimens of Tyvaso DPI and Tyvaso give similar exposure:

<b>Tyvaso DPI Cartridge Strength</b>	<b>Tyvaso Number of Breaths</b>
16 mcg	≤5 (≤30 mcg)
32 mcg	6 to 7 (36 to 42 mcg)
48 mcg	8 to 10 (48 to 60 mcg)
64 mcg	11 to 13 (66 to 78 mcg)
80 mcg	14 to 15 (84 to 90 mcg)

**3 DOSAGE FORMS AND STRENGTHS**

Inhalation powder: Single-dose plastic cartridges containing 16 mcg, 32 mcg, 48 mcg, 64 mcg, or 80 mcg of treprostinil as a dry powder formulation.

**4 CONTRAINDICATIONS**

None.

**5 WARNINGS AND PRECAUTIONS****5.1 Risk of Symptomatic Hypotension**

Treprostinil is a pulmonary and systemic vasodilator. In patients with low systemic arterial pressure, treatment with Tyvaso DPI may produce symptomatic hypotension.

**5.2 Risk of Bleeding**

Tyvaso DPI inhibits platelet aggregation and increases the risk of bleeding.

**5.3 Effect of Other Drugs on Treprostinil**

Co-administration of a cytochrome P450 (CYP) 2C8 enzyme inhibitor (e.g., gemfibrozil) may increase exposure (both  $C_{max}$  and AUC) to treprostinil. Co-administration of a CYP2C8 enzyme inducer (e.g., rifampin) may decrease exposure to treprostinil. Increased exposure is likely to increase adverse events associated with treprostinil administration, whereas decreased exposure is likely to reduce clinical effectiveness [see *Drug Interactions (7.3)* and *Clinical Pharmacology (12.3)*].

## 5.4 Bronchospasm

Like other inhaled prostaglandins, Tyvaso DPI may cause acute bronchospasm. Patients with asthma or chronic obstructive pulmonary disease (COPD), or other bronchial hyperreactivity, are at increased risk for bronchospasm. Ensure that such patients are treated optimally for reactive airway disease prior to and during treatment with Tyvaso DPI.

## 6 ADVERSE REACTIONS

The following potential adverse reactions are described in Warnings and Precautions (5):

- Decrease in systemic blood pressure [see *Warnings and Precautions (5.1)*].
- Bleeding [see *Warnings and Precautions (5.2)*].

### 6.1 Clinical Trials Experience

Because clinical trials are conducted under widely varying conditions, adverse reaction rates observed in the clinical trials of a drug cannot be directly compared to rates in the clinical trials of another drug and may not reflect the rates observed in practice.

#### Pulmonary Arterial Hypertension

##### *Tyvaso DPI*

In a 3-week, open-label, single-sequence, safety and tolerability study (BREEZE) conducted in 51 patients on stable doses of Tyvaso Inhalation Solution who switched to a corresponding dose of Tyvaso DPI, the most commonly reported adverse events on Tyvaso DPI during the 3-week treatment phase included cough, headache, dyspnea, and nausea. Patient tolerability, as assessed by incidence of new adverse events following transition to Tyvaso DPI, was consistent with the expected known safety profile of Tyvaso Inhalation Solution. [Table 1](#) lists the adverse events that occurred at a rate of at least 4%.

**Table 1: Adverse Events in  $\geq 4\%$  of PAH Patients Receiving Tyvaso DPI in BREEZE (Treatment Phase)**

Adverse Event	Tyvaso DPI (n=51) n (%)
Cough	18 (35.3)
Headache	8 (15.7)
Dyspnea	4 (7.8)
Nausea	3 (5.9)

The safety of Tyvaso DPI was also studied in an extension phase of the study in which 49 patients were dosed for a duration of 43 patient-years. Fifty-nine percent (59%) of patients achieved a dose of 64 mcg, 4 times daily or higher. The adverse events during this long-term, extension phase were similar to those observed in the 3-week treatment phase.

##### *Tyvaso Inhalation Solution*

In a 12-week, placebo-controlled study (TRIUMPH I) of 235 patients with PAH (WHO Group 1 and nearly all NYHA Functional Class III), the most commonly reported adverse reactions on Tyvaso Inhalation Solution included cough and throat irritation, headache, gastrointestinal effects, muscle, jaw or bone pain, dizziness, flushing, and syncope. [Table 2](#) lists the adverse reactions that occurred at a rate

of at least 4% and were more frequent in patients treated with Tyvaso Inhalation Solution than with placebo.

**Table 2: Adverse Events in  $\geq 4\%$  of PAH Patients Receiving Tyvaso Inhalation Solution and More Frequent<sup>a</sup> than Placebo in TRIUMPH I**

Adverse Event	Treatment n (%)	
	Tyvaso Inhalation Solution n=115	Placebo n=120
Cough	62 (54)	35 (29)
Headache	47 (41)	27 (23)
Throat Irritation / Pharyngolaryngeal Pain	29 (25)	17 (14)
Nausea	22 (19)	13 (11)
Flushing	17 (15)	1 (<1)
Syncope	7 (6)	1 (<1)

<sup>a</sup> More than 3% greater than placebo

#### Pulmonary Hypertension Associated with ILD

In a 16-week, placebo-controlled study (INCREASE) of 326 patients with PH-ILD (WHO Group 3), adverse reactions on Tyvaso Inhalation Solution were similar to the experience in studies of PAH.

## 7 DRUG INTERACTIONS

### 7.1 Bosentan

In a human pharmacokinetic study conducted with bosentan (250 mg/day) and an oral formulation of treprostinil (treprostinil diolamine), no pharmacokinetic interactions between treprostinil and bosentan were observed.

### 7.2 Sildenafil

In a human pharmacokinetic study conducted with sildenafil (60 mg/day) and an oral formulation of treprostinil (treprostinil diolamine), no pharmacokinetic interactions between treprostinil and sildenafil were observed.

### 7.3 Effect of Cytochrome P450 Inhibitors and Inducers

*In vitro* studies of human hepatic microsomes showed that treprostinil does not inhibit cytochrome P450 (CYP) isoenzymes CYP1A2, CYP2A6, CYP2C8, CYP2C9, CYP2C19, CYP2D6, CYP2E1, and CYP3A. Additionally, treprostinil does not induce cytochrome P450 isoenzymes CYP1A2, CYP2B6, CYP2C9, CYP2C19, and CYP3A.

Human pharmacokinetic studies with an oral formulation of treprostinil (treprostinil diolamine) indicated that co-administration of the cytochrome P450 (CYP) 2C8 enzyme inhibitor, gemfibrozil, increases exposure (both  $C_{max}$  and AUC) to treprostinil. Co-administration of the CYP2C8 enzyme inducer,

rifampin, decreases exposure to treprostinil. It is unclear if the safety and efficacy of treprostinil by the inhalation route are altered by inhibitors or inducers of CYP2C8 [see *Warnings and Precautions (5.3)*].

#### **7.4 Effect of Other Drugs on Treprostinil**

Drug interaction studies have been carried out with treprostinil (oral or subcutaneous) co-administered with acetaminophen (4 g/day), warfarin (25 mg/day), and fluconazole (200 mg/day), respectively, in healthy volunteers. These studies did not show a clinically significant effect on the pharmacokinetics of treprostinil. Treprostinil does not affect the pharmacokinetics or pharmacodynamics of warfarin. The pharmacokinetics of R- and S- warfarin and the international normalized ratio (INR) in healthy subjects given a single 25 mg dose of warfarin were unaffected by continuous subcutaneous infusion of treprostinil at an infusion rate of 10 ng/kg/min.

### **8 USE IN SPECIFIC POPULATIONS**

#### **8.1 Pregnancy**

##### Risk Summary

Limited case reports of treprostinil use in pregnant women are insufficient to inform a drug-associated risk of adverse developmental outcomes. However, there are risks to the mother and the fetus associated with pulmonary arterial hypertension (*see Clinical Considerations*). In animal studies, no adverse reproductive and developmental effects were seen for treprostinil at  $\geq 8$  and  $\geq 134$  times the human exposure when based on  $C_{max}$  and AUC, respectively, following a single, inhaled 64 mcg dose of treprostinil inhalation powder.

The estimated background risk of major birth defects and miscarriage for the indicated populations is unknown. All pregnancies have a background risk of birth defect, loss, or other adverse outcomes. In the U.S. general population, the estimated background risk of major birth defects and miscarriage in clinically recognized pregnancies is 2 to 4% and 15 to 20%, respectively.

##### Clinical Considerations

###### *Disease-associated maternal and embryo-fetal risk*

Pulmonary arterial hypertension is associated with an increased risk of maternal and fetal mortality.

##### Data

Animal reproduction studies have been conducted with treprostinil via continuous subcutaneous administration and with treprostinil diolamine administered orally. In studies with orally administered treprostinil diolamine, no adverse effect doses for fetal viability/growth, fetal development (teratogenicity), and postnatal development were determined in rats. In pregnant rats, no evidence of harm to the fetus was observed following oral administration of treprostinil diolamine at the highest dose tested (20 mg/kg/day), which represents about 129 and 1366 times the human exposure, when based on  $C_{max}$  and AUC, respectively, following a single, inhaled 64 mcg dose of treprostinil inhalation powder. In pregnant rabbits, external fetal and soft tissue malformations and fetal skeletal malformation occurred. The dose at which no adverse effects were seen (0.5 mg/kg/day) represents about 8 and 134 times the human exposure, when based on  $C_{max}$  and AUC, respectively, following a single, inhaled 64 mcg dose of treprostinil inhalation powder. No treprostinil treatment-related effects on labor and delivery were seen in animal studies. Animal reproduction studies are not always predictive of human response.

## **8.2 Lactation**

### Risk Summary

There are no data on the presence of treprostinil in human milk, the effects on the breastfed infant, or the effects on milk production.

## **8.4 Pediatric Use**

Safety and effectiveness in pediatric patients have not been established. Clinical studies of inhaled treprostinil did not include patients younger than 18 years to determine whether they respond differently from older patients.

## **8.5 Geriatric Use**

Across clinical studies used to establish the effectiveness of Tyvaso Inhalation Solution in patients with PAH and PH-ILD, 268 (47.8%) patients aged 65 years and over were enrolled. The treatment effects and safety profile observed in geriatric patients were similar to younger patients. In general, dose selection for an elderly patient should be cautious, reflecting the greater frequency of hepatic, renal, or cardiac dysfunction, and of concomitant diseases or other drug therapy.

## **8.6 Patients with Hepatic Insufficiency**

Plasma clearance of treprostinil, delivered subcutaneously, was reduced up to 80% in subjects with mild-to-moderate hepatic insufficiency. Uptitrate slowly when treating patients with hepatic insufficiency because of the risk of an increase in systemic exposure which may lead to an increase in dose-dependent adverse effects. Treprostinil has not been studied in patients with severe hepatic insufficiency [*see Clinical Pharmacology (12.3)*].

## **8.7 Patients with Renal Impairment**

No dose adjustments are required in patients with renal impairment. Treprostinil is not cleared by dialysis [*see Clinical Pharmacology (12.3)*].

## **10 OVERDOSAGE**

In general, symptoms of overdose with inhaled treprostinil include flushing, headache, hypotension, nausea, vomiting, and diarrhea. Provide general supportive care until the symptoms of overdose have resolved.

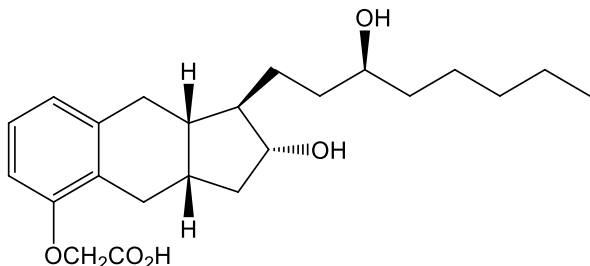
## **11 DESCRIPTION**

### **11.1 Tyvaso DPI Cartridges**

Tyvaso DPI consists of single-dose plastic cartridges filled with a white powder containing 1% of treprostinil, a prostacyclin mimetic, which is intended for administration by oral inhalation using the Tyvaso DPI Inhaler only. Treprostinil is adsorbed onto carrier particles consisting of fumaryl diketopiperazine (FDKP). Each cartridge contains 16 mcg, 32 mcg, 48 mcg, 64 mcg, or 80 mcg of treprostinil with approximate fill weights of 1.6 mg, 3.2 mg, 4.8 mg, 6.4 mg, or 8.0 mg of Tyvaso DPI, respectively.

Treprostinil is (1*R*,2*R*,3*aS*,9*aS*)-[[2,3,3*a*,4,9,9*a*-hexahydro-2-hydroxy-1-[(3*S*)-3-hydroxyoctyl]-1*H*-benz[*f*]inden-5-yl]oxy]acetic acid. Treprostinil has a molecular weight of 390.52 and a molecular formula of C<sub>23</sub>H<sub>34</sub>O<sub>5</sub>.

The structural formula of treprostinil is:



## 12 CLINICAL PHARMACOLOGY

### 12.1 Mechanism of Action

Treprostinil is a prostacyclin analogue. The major pharmacologic actions of treprostinil are direct vasodilation of pulmonary and systemic arterial vascular beds and inhibition of platelet aggregation.

### 12.2 Pharmacodynamics

In a clinical trial of 240 healthy volunteers, single doses of Tyvaso Inhalation Solution 54 mcg (the target maintenance dose per session) and 84 mcg (supratherapeutic inhalation dose) prolonged the corrected QTc interval by approximately 10 ms. The QTc effect dissipated as the concentration of treprostinil decreased.

### 12.3 Pharmacokinetics

#### Absorption

Treprostinil plasma exposure data were obtained from a 6-treatment, 6-period, 6-sequence, crossover study of Tyvaso DPI and Tyvaso Inhalation Solution in healthy volunteers. The mean C<sub>max</sub> for the 16, 48, and 64 mcg doses of Tyvaso DPI were 0.39, 1.11, and 1.33 ng/mL, respectively, with corresponding median T<sub>max</sub> of 0.17 hr. The mean AUC<sub>0-5hr</sub> for the 16, 48, and 64 mcg doses of Tyvaso DPI were 0.275, 0.774, and 0.964 hr·ng/mL, respectively.

Treprostinil systemic exposure (AUC<sub>0-5hr</sub> and C<sub>max</sub>) of Tyvaso DPI post-inhalation was approximately proportional to the doses administered (16 to 64 mcg).

#### Distribution

Following parenteral infusion, the steady state volume of distribution (V<sub>ss</sub>) of treprostinil is approximately 14 L/70 kg ideal body weight.

*In vitro* treprostinil is 91% bound to human plasma proteins over the 330 to 10,000 mcg/L concentration range.

#### Elimination

With a single dose of Tyvaso DPI, the mean terminal half-life of treprostinil ranged from 27 to 50 minutes.

*Metabolism:* Treprostinil is substantially metabolized by the liver, primarily by CYP2C8. Metabolites are excreted in urine (79%) and feces (13%) over 10 days. Five apparently inactive metabolites were detected in the urine, each accounting for 10 to 15% of the dose administered. Four of the metabolites are products of oxidation of the 3-hydroxyloctyl side chain and one is a glucuroconjugated derivative (treprostinil glucuronide).

*Excretion:* Of subcutaneously administered treprostinil, only 4% is excreted unchanged in urine.

## **Specific Populations**

### *Hepatic Insufficiency*

Plasma clearance of treprostinil, delivered subcutaneously, was reduced up to 80% in subjects presenting with mild-to-moderate hepatic insufficiency. Treprostinil has not been studied in patients with severe hepatic insufficiency [see *Use in Specific Populations (8.6)*].

### *Renal Impairment*

In patients with severe renal impairment requiring dialysis (n=8), administration of a single 1 mg dose of orally administered treprostinil pre- and post-dialysis resulted in AUC<sub>0-inf</sub> that was not significantly altered compared to healthy subjects [see *Use in Specific Populations (8.7)*].

## **13 NONCLINICAL TOXICOLOGY**

### **13.1 Carcinogenesis, Mutagenesis, Impairment of Fertility**

A 2-year rat carcinogenicity study was performed with treprostinil inhalation at target doses of 5.26, 10.6, and 34.1 mcg/kg/day. There was no evidence for carcinogenic potential associated with treprostinil inhalation in rats at systemic exposure levels up to 36 times the clinical exposure at the 64 mcg dose of treprostinil inhalation powder. *In vitro* and *in vivo* genetic toxicology studies did not demonstrate any mutagenic or clastogenic effects of treprostinil. Treprostinil sodium did not affect fertility or mating performance of male or female rats given continuous subcutaneous infusions at rates of up to 450 ng treprostinil/kg/min. In this study, males were dosed from 10 weeks prior to mating and through the 2-week mating period. Females were dosed from 2 weeks prior to mating until gestational day 6.

Oral administration of treprostinil diolamine to Tg.rasH2 mice at 0, 5, 10, and 20 mg/kg/day in males and 0, 3, 7.5, and 15 mg/kg/day in females daily for 26 weeks did not significantly increase the incidence of tumors.

Treprostinil diolamine was tested *in vivo* in a rat micronucleus assay and did not induce an increased incidence of micronucleated polychromatic erythrocytes.

### **13.2 Animal Toxicology and/or Pharmacology**

In a 2-year rat study with treprostinil inhalation solution at target doses of 5.26, 10.6, and 34.1 mcg/kg/day, there were more deaths (11) in the mid- and high-dose treprostinil groups during the first 9 weeks of the study, compared to 1 in control groups. At the high-dose level, males showed a higher incidence of inflammation in teeth and preputial gland, and females showed higher incidences of inflammation and urothelial hyperplasia in the urinary bladder. The exposures in rats at mid- and high-dose levels were about 14 and 36 times, respectively, the clinical exposure at the 64 mcg dose of treprostinil inhalation powder.

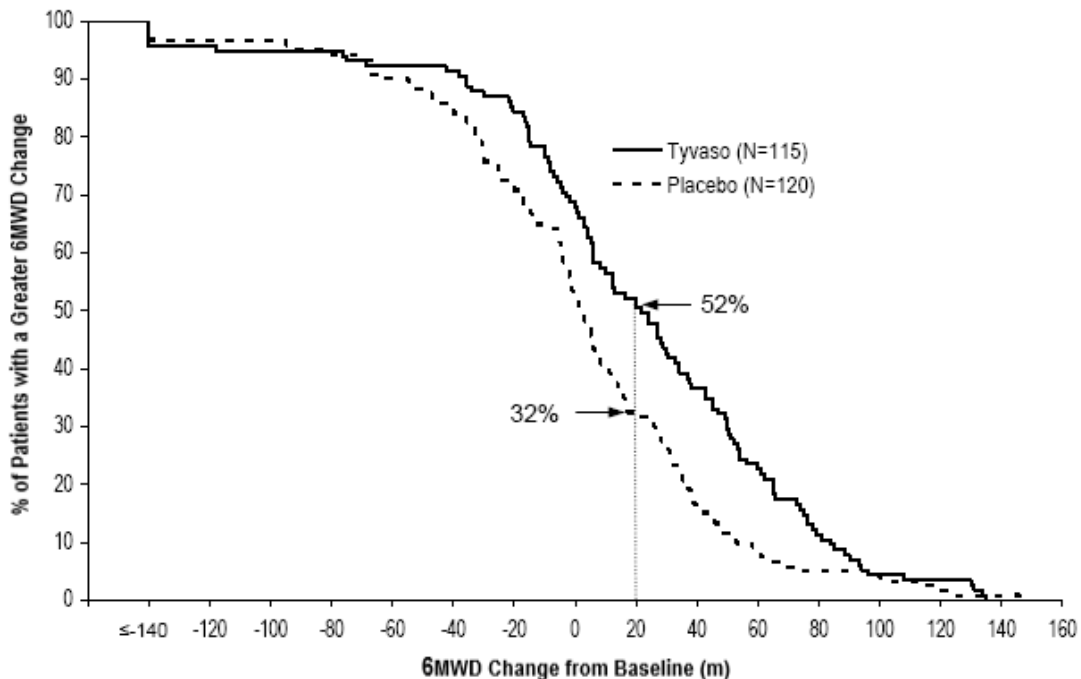
## 14 CLINICAL STUDIES

### 14.1 Pulmonary Arterial Hypertension (WHO Group 1) (TRIUMPH I)

TRIUMPH I, was a 12-week, randomized, double-blind, placebo-controlled, multicenter study of patients with PAH (NCT00147199). The study population included 235 clinically stable subjects with PAH (WHO Group 1), nearly all with NYHA Class III (98%) symptoms who were receiving either bosentan (an endothelin receptor antagonist) or sildenafil (a phosphodiesterase-5 inhibitor) for at least 3 months prior to study initiation. Concomitant therapy also could have included anticoagulants, other vasodilators (e.g., calcium channel blockers), diuretics, oxygen, and digitalis, but not a prostacyclin. These patients were administered either placebo or Tyvaso Inhalation Solution in 4 daily treatment sessions with a target dose of 9 breaths (54 mcg) per session over the course of the 12-week study. Patients were predominately female (82%), had the origin of PAH as idiopathic/heritable (56%), secondary to connective tissue diseases (33%) or secondary to HIV or previous use of anorexigens (12%); bosentan was the concomitant oral medication in 70% of those enrolled, sildenafil in 30%.

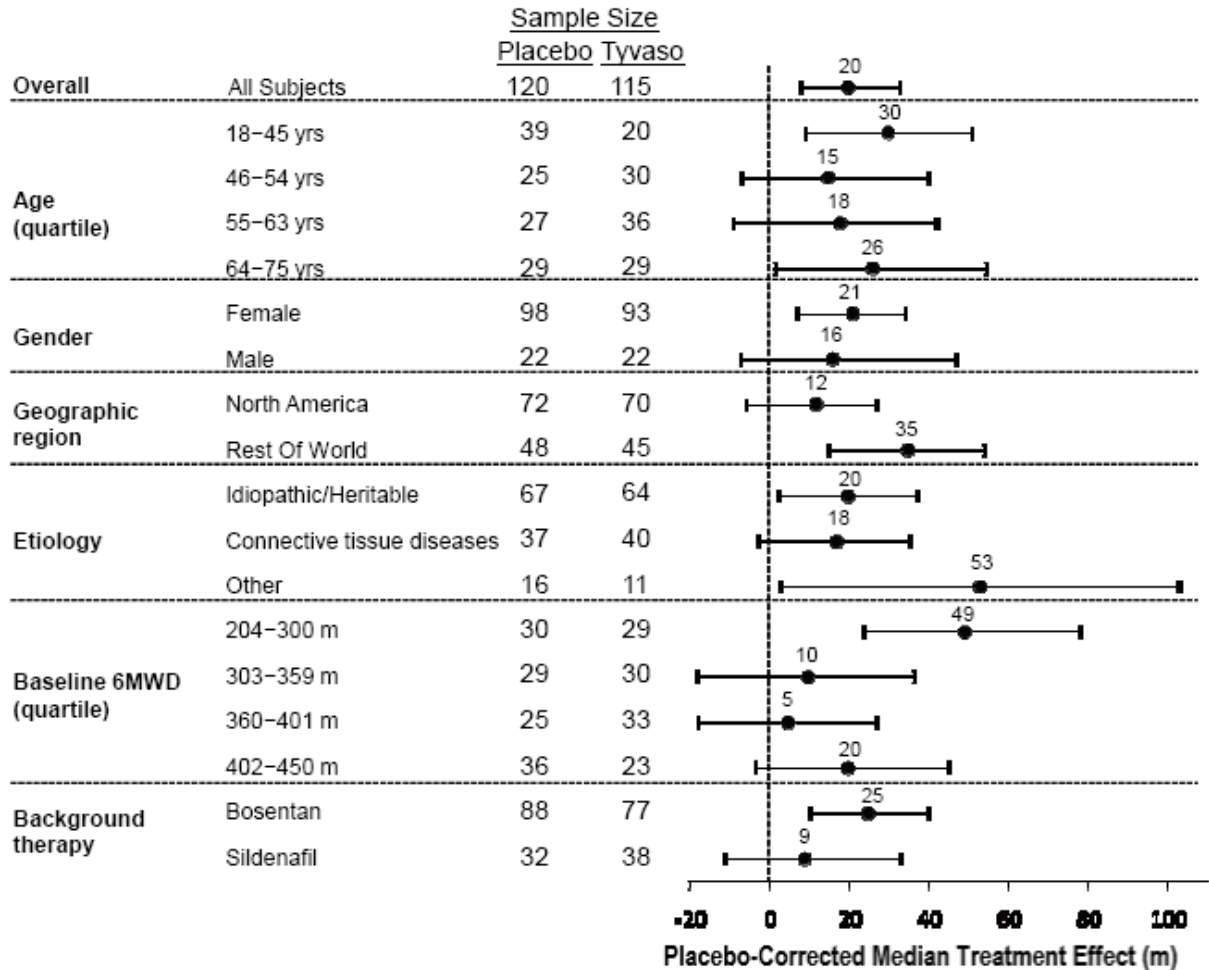
The primary efficacy endpoint of the trial was the change in 6MWD relative to baseline at 12 weeks. 6MWD was measured at peak exposure (between 10 and 60 minutes after dosing), and 3 to 5 hours after bosentan or 0.5 to 2 hours after sildenafil. Patients receiving Tyvaso Inhalation Solution had a placebo-corrected median change from baseline in peak 6MWD of 20 meters at Week 12 ( $p < 0.001$ ). The distribution of these 6MWD changes from baseline at Week 12 were plotted across the range of observed values (Figure 1). 6MWD measured at trough exposure (defined as measurement of 6MWD at least 4 hours after dosing) improved by 14 meters. There were no placebo-controlled 6MWD assessments made after 12 weeks.

**Figure 1: Distributions of 6MWD Changes from Baseline at Week 12 During Peak Plasma Concentration of Tyvaso Inhalation Solution**



The placebo-corrected median treatment effect on 6MWD was estimated (using the Hodges-Lehmann estimator) within various subpopulations defined by age quartile, gender, geographic region of the study site, disease etiology, baseline 6MWD quartile, and type of background therapy (Figure 2).

**Figure 2: Placebo-Corrected Median Treatment Effect (Hodges-Lehmann Estimate with 95% CI) on 6MWD Change from Baseline at Week 12 During Peak Plasma Concentration of Tyvaso Inhalation Solution for Various Subgroups**



### 14.2 Long-term Treatment of PAH

In long-term follow-up of patients who were treated with Tyvaso Inhalation Solution in the pivotal study and the open-label extension (N=206) (NCT00147199), Kaplan-Meier estimates of survival at 1, 2, and 3 years were 97%, 91%, and 82%, respectively. These uncontrolled observations do not allow comparison with a control group not given Tyvaso Inhalation Solution and cannot be used to determine the long-term effect of Tyvaso Inhalation Solution on mortality.

### 14.3 Pulmonary Hypertension Associated with ILD (WHO Group 3)

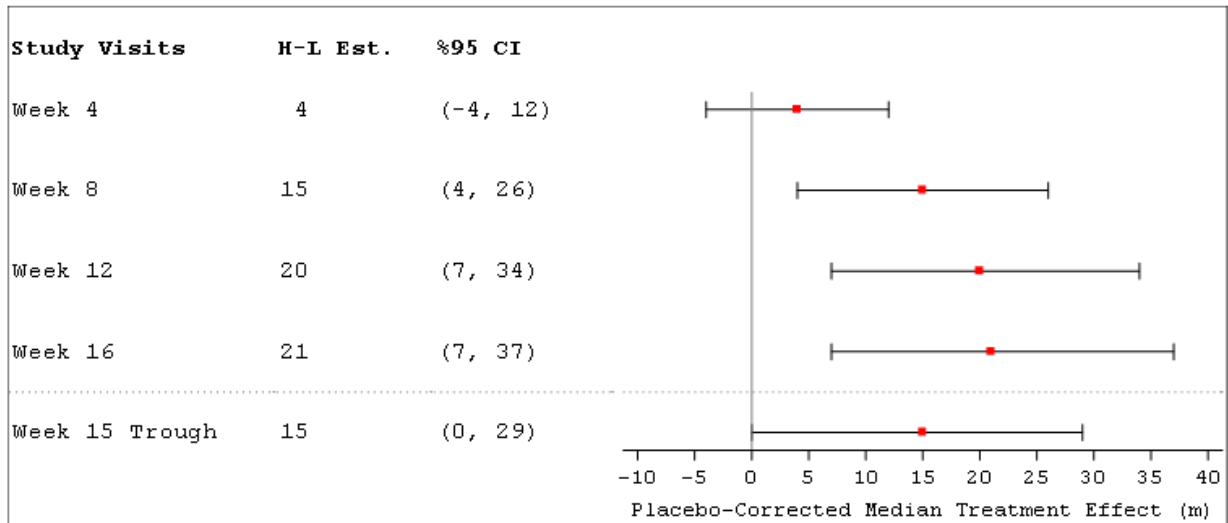
INCREASE was a 16-week, randomized, double-blind, placebo-controlled, multicenter study that enrolled 326 patients with PH-ILD (NCT02630316). Enrolled study patients predominately had

etiologies of idiopathic interstitial pneumonia (45%) inclusive of idiopathic pulmonary fibrosis, combined pulmonary fibrosis and emphysema (25%), and WHO Group 3 connective tissue disease (22%). The mean baseline 6MWD was 260 meters.

Patients in the INCREASE study were randomized (1:1) to either placebo or Tyvaso Inhalation Solution in 4 daily treatment sessions with a target dose of 9 breaths (54 mcg) per session and a maximum dose of 12 breaths (72 mcg) per session over the course of the 16-week study. Approximately 75% of patients randomized to Tyvaso Inhalation Solution titrated up to a dose of 9 breaths, 4 times daily or greater, with 48% of patients randomized to Tyvaso Inhalation Solution reaching a dose of 12 breaths, 4 times daily during the study.

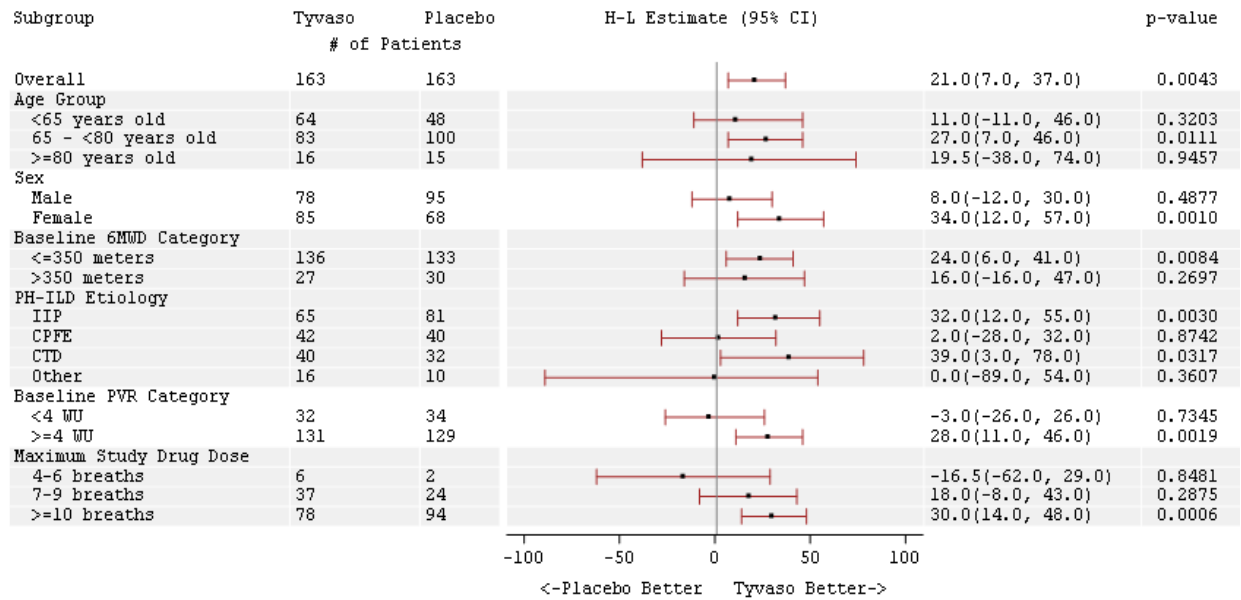
The primary efficacy endpoint was the change in 6MWD measured at peak exposure (between 10 and 60 minutes after dosing) from baseline to Week 16. Patients receiving Tyvaso Inhalation Solution had a placebo-corrected median change from baseline in peak 6MWD of 21 meters at Week 16 ( $p=0.004$ ) using Hodges-Lehmann estimate (Figure 3).

**Figure 3: Hodges-Lehmann Estimate of Treatment Effect by Visit for 6MWD at Peak Exposure of Tyvaso Inhalation Solution (PH-ILD)**



The treatment effect on 6MWD at Week 16 was consistent for various subgroups, including etiology of PH-ILD, disease severity, age, sex, baseline hemodynamics, and dose (Figure 4).

**Figure 4: Forest Plot on Subgroup Analyses of Peak 6MWD (Meter) at Week 16 (PH-ILD)**

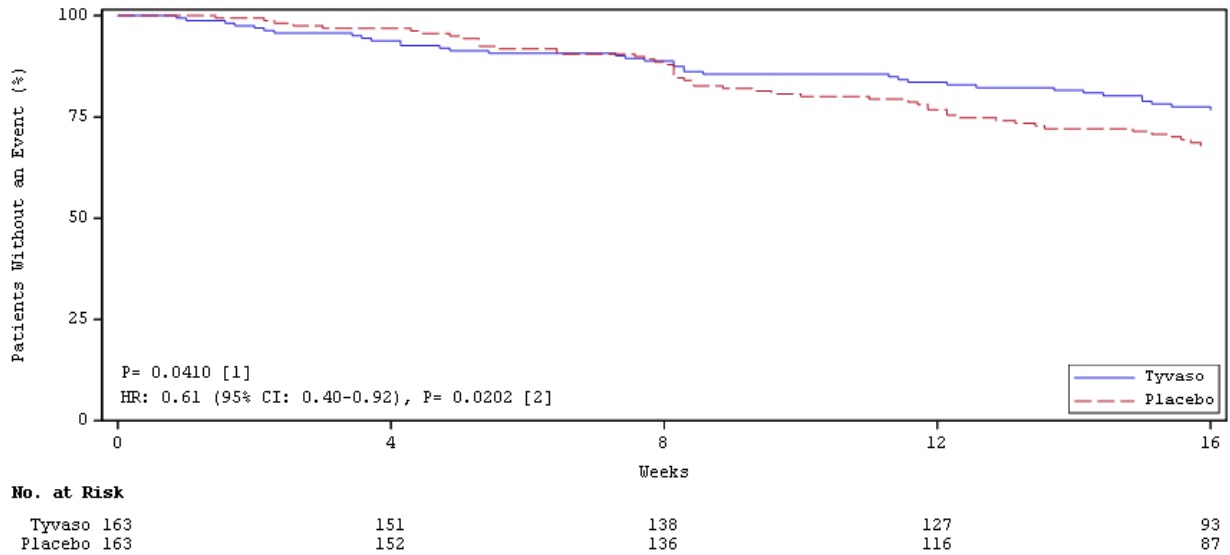


Time to clinical worsening in the INCREASE study was defined as the time of randomization until 1 of the following criteria were met: hospitalization due to a cardiopulmonary indication, decrease in 6MWD >15% from baseline directly related to PH-ILD at 2 consecutive visits and at least 24 hours apart, death (all causes), or lung transplantation. Treatment with Tyvaso Inhalation Solution in patients with PH-ILD resulted in numerically fewer hospitalizations. The numbers of reported deaths were the same for both treatment groups (Table 3). Overall, treatment with Tyvaso Inhalation Solution demonstrated a statistically significant increase in the time to first clinical worsening event (log-rank test  $p=0.041$ ; Figure 5), and a 39% overall reduction in the risk of a clinical worsening event (HR=0.61 [95% CI; 0.40, 0.92]; Figure 5).

**Table 3: Clinical Worsening Events (PH-ILD)**

		<b>Tyvaso Inhalation Solution n=163 n (%)</b>	<b>Placebo n=163 n (%)</b>	<b>HR (95% CI)</b>
<b>Clinical worsening</b>		37 (22.7%)	54 (33.1%)	0.61 (0.40, 0.92)
<b>First contributing event</b>	<b>Hospitalization due to a cardiopulmonary indication</b>	18 (11.0%)	24 (14.7%)	
	<b>Decrease in 6MWD &gt;15% from baseline directly related to PH-ILD</b>	13 (8.0%)	26 (16.0%)	
	<b>Death (all causes)</b>	4 (2.5%)	4 (2.5%)	
	<b>Lung transplantation</b>	2 (1.2%)	0	
<b>First of each event</b>	<b>Hospitalization due to a cardiopulmonary indication</b>	21 (12.9%)	30 (18.4%)	
	<b>Decrease in 6MWD &gt;15% from baseline directly related to PH-ILD</b>	16 (9.8%)	31 (19.0%)	
	<b>Death (all causes)</b>	8 (4.9%)	10 (6.1%)	
	<b>Lung transplantation</b>	2 (1.2%)	1 (0.6%)	

**Figure 5: Kaplan-Meier Plot of Time to Clinical Worsening Events (PH-ILD)**



## 16 HOW SUPPLIED/STORAGE AND HANDLING

Tyvaso DPI (treprostinil) inhalation powder is available as 16 mcg, 32 mcg, 48 mcg, 64 mcg, or 80 mcg of treprostinil in single-dose plastic cartridges with approximate fill weights of 1.6 mg, 3.2 mg, 4.8 mg, 6.4 mg, or 8.0 mg of Tyvaso DPI, respectively. Four cartridges are contained in a single cavity of a blister strip. A card contains 7 blister strips separated by perforations for a total of 28 cartridges of each labeled strength in Titration and Maintenance Kits. For convenience, the perforation allows users to remove a single blister strip containing 4 cartridges. The Institutional Kits contain 4 blister strips for a total of 16 cartridges of each labeled strength.

The cartridges are color-coded, purple for 16 mcg, dark blue for 32 mcg, light blue for 48 mcg, light green for 64 mcg, and orange for 80 mcg. Each cartridge is marked with “Tyvaso DPI” and the corresponding dosage strength of “16 mcg”, “32 mcg”, “48 mcg”, “64 mcg”, or “80 mcg”.

The Tyvaso DPI Inhaler is individually packaged in a clear overwrap. The inhaler is fully assembled with a removable mouthpiece cover. The Tyvaso DPI Inhaler can be used for up to 7 days from the date of first use. After 7 days of use, the inhaler must be discarded and replaced with a new inhaler.

Tyvaso DPI is available in the following configurations:

Description	NDC	Kit Contents	
		Number of Cartridges and Strength	Number of Inhalers
Tyvaso DPI (treprostinil) Inhalation Powder Titration Kit	66302-600-02	112 cartridges, each containing 16 mcg per cartridge 84 cartridges, each containing 32 mcg per cartridge	5
	66302-610-02	112 cartridges, each containing 16 mcg per cartridge 112 cartridges, each containing 32 mcg per cartridge 28 cartridges, each containing 48 mcg per cartridge	5
Tyvaso DPI (treprostinil) Inhalation Powder Maintenance Kit	66302-616-03	112 cartridges, each containing 16 mcg per cartridge	5
	66302-632-03	112 cartridges, each containing 32 mcg per cartridge	5
	66302-648-03	112 cartridges, each containing 48 mcg per cartridge	5
	66302-664-03	112 cartridges, each containing 64 mcg per cartridge	5
	66302-680-03	112 cartridges, each containing 80 mcg per cartridge	5
	66302-620-03	112 cartridges, each containing 32 mcg per cartridge 112 cartridges, each containing 48 mcg per cartridge	5
	66302-630-03	112 cartridges, each containing 32 mcg per cartridge 112 cartridges, each containing 64 mcg per cartridge	5
	66302-640-03	112 cartridges, each containing 48 mcg per cartridge 112 cartridges, each containing 64 mcg per cartridge	5
	66302-650-03	112 cartridges, each containing 16 mcg per cartridge 112 cartridges, each containing 48 mcg per cartridge 112 cartridges, each containing 64 mcg per cartridge	5
	66302-660-03	112 cartridges, each containing 48 mcg per cartridge 112 cartridges, each containing 80 mcg per cartridge	5
66302-670-03	112 cartridges, each containing 64 mcg per cartridge 112 cartridges, each containing 80 mcg per cartridge	5	
Tyvaso DPI (treprostinil)	66302-716-04	16 cartridges, each containing 16 mcg per cartridge	2
	66302-732-04	16 cartridges, each containing 32 mcg per cartridge	2
	66302-748-04	16 cartridges, each containing 48 mcg per cartridge	2

Description	NDC	Kit Contents	
		Number of Cartridges and Strength	Number of Inhalers
Inhalation Powder Institutional Kit	66302-764-04	16 cartridges, each containing 64 mcg per cartridge	2
	66302-780-04	16 cartridges, each containing 80 mcg per cartridge	2
	66302-720-04	16 cartridges, each containing 32 mcg per cartridge 16 cartridges, each containing 48 mcg per cartridge	2

**Blister Storage:**

Storage		
<b>Tyvaso DPI Presentation</b>	<b>Refrigerated storage 2°C to 8°C (36°F to 46°F)</b>	<b>Room temperature storage 20°C to 25°C (68°F to 77°F), excursions permitted 15°C to 30°C (59°F to 86°F)</b>
Sealed (Unopened) Blister Cards or Strips	May be stored until the expiration date printed on the blisters.	Must be used within 8 weeks.
Opened Blister Strips	Do not put a blister card or strip back into the refrigerator after being opened or stored at room temperature.	Must be used within 3 days.

**Inhaler Storage:**

Store at 2°C to 25°C (36°F to 77°F); excursions permitted. The Tyvaso DPI Inhaler may be stored refrigerated but should be at room temperature for 10 minutes before use. The inhaler can be used for up to 7 days from the date of first use. After 7 days of use, the inhaler must be discarded and replaced with a new inhaler.

**Handling:**

If refrigerated, cartridges and inhaler should be at room temperature for 10 minutes before use.

**17 PATIENT COUNSELING INFORMATION**

Advise the patient to read the FDA-approved patient labeling (Instructions for Use).

Train patients in the administration process for Tyvaso DPI, including dosing, Tyvaso DPI Inhaler setup, operation, cleaning, and maintenance, according to the instructions for use [see *Dosage and Administration (2.1, 2.2)*].

Advise patients that after 7 days of use, the inhaler must be discarded and replaced with a new inhaler [see *Dosage and Administration (2.1)*].

Instruct patients to use Tyvaso DPI only with the Tyvaso DPI Inhaler [see *Dosage and Administration (2.1)*].

If a scheduled treatment session is missed, resume therapy as soon as possible [see *Dosage and Administration (2.2)*].

©Copyright 2025 United Therapeutics Corp. All rights reserved.  
Tyvaso DPI® and Tyvaso® are registered trademarks of United Therapeutics Corporation.

Tyvaso DPI manufactured by:

MannKind Corporation  
Danbury, CT 06810

Tyvaso DPI manufactured for and distributed by:

United Therapeutics Corp.  
Research Triangle Park, NC 27709