

# Assessing the state of public opinion toward women, gender, equality – and abortion.

ANALYSIS FROM NATIONAL PERRYUNDEM SURVEY

JANUARY 31, 2023



## CONTENTS

03 **Introduction**

11 **Key Takeaways**

16 **Detailed Findings**

17 Landscape of views toward women, gender, and equality

51 Connections between sexist beliefs and abortion attitudes

65 What does the future hold?

# Introduction

—

## — Introduction

### **The study.**

PerryUndem conducted an expansive survey in August 2022 to a) assess the landscape of opinion toward women, gender, and power, and b) explore connections between sexism and abortion attitudes.

### **The goal.**

The goal of the research is to provide a resource for policymakers, the media, and the public for understanding more about people's views related to gender and how those views relate to policy positions, such as abortion.

### **Who we are.**

We are public opinion research firm that specializes in understanding public opinion on issues related to public policy. In recent years, we've conducted several studies at the intersections of policy, gender, and race. We are a non-partisan firm that doesn't fit neatly under traditional labels.

— Introduction

**This survey  
is unique.**



## — Introduction

### Why?

- Public polls rarely measure attitudes toward women, gender, and equality. Aside from our own study a few years ago, we've seen none in recent years.
- Our survey explores several dimensions of opinion, including hostile sexism, denial of sexism, gender-based backlash, gender-based stereotypes, gender identity, gender and sex, and intersections of race and gender.
- Even rarer than public data on views toward women are data that connect those views with abortion attitudes.

## The methodology.

PerryUndem conducted a survey among n = 2,020 adults 18 and older nationwide from August 5 through 17, 2022. The survey was administered using YouGov's online panel. If YouGov's panel was strictly a probability-based panel, the margin of sampling error would be  $\pm 3.0$  percentage points for the total results. Margins of sampling error can give the impression that survey results are precise within a set range of percentage points. That impression is inaccurate. There are many other sources of error that contribute to overall total survey error.

### The survey included oversamples for a total of:

- n = 431 Black adults
- n = 409 Latina/o adults
- n = 411 Asian-American / Pacific Islander adults
- n = 390 18- to 29-year-olds
- n = 135 parents of daughters 10 to 17
- n = 137 parents of sons 10 to 17

## Here's what we explored.

To help us understand the landscape of views, we measured attitudes toward several dimensions of opinion related to women, gender, and sexism (see right).

The following two pages list the questions we asked within each dimension.

See the [questionnaire](#) for topline results by each question.

### Dimensions of opinion

- Women, roles, power
- Hostile sexism
- Denial of sexism
- Backlash
- Gender identity
- Women and sex
- Gender and race
- Feminism
- Policy

## Introduction

### Measures

(Most on a 5-point agreement scale)

Women, power,  
egalitarian views

- I want there to be equal numbers of men and women in positions of power in our society
- I'm more comfortable with women having traditional roles in society, such as caring for children and family
- The country would be better off with more women in political office
- The country would be better off if we had more women of color in political office
- I prefer to work for a male boss
- Men make better political leaders than women

Hostile sexism

- Women are too easily offended
- Most women interpret innocent remarks or acts as being sexist
- There are many irresponsible women who will decide to have an abortion up until the moment of birth

Denial of sexism /  
Backlash

- Gender equality has been achieved
- Women of color have equal opportunities in work, life, and politics as white women
- Sexism, patriarchy, or misogyny are not problems in society
- White men are the most attacked group in the country right now
- These days, society seems to punish men just for acting like men

Gender identity

- Gender is based on who we know ourselves to be, not by biological sex
- It bothers me when a guy acts like a girl
- I'd feel uncomfortable if someone thought I was gay

## Introduction

### Measures

(Most on a 5-point agreement scale)

Women and sex	<ul style="list-style-type: none"><li>• I admire a woman who is a virgin when she gets married</li><li>• Black women tend to be more loose or sexual than white women</li><li>• A man should be prosecuted if he forces his wife to have sex against her will</li><li>• I'm more likely to believe women in allegations of sexual harassment or assault v. the men denying allegations</li></ul>
Gender and race	<ul style="list-style-type: none"><li>• The country would be better off if we had more women of color in political office</li><li>• Women of color have equal opportunities in work, life, and politics as white women</li><li>• Black women tend to be more loose or sexual than white women</li></ul>
Feminism	<ul style="list-style-type: none"><li>• Feminism has done more harm than good</li><li>• Identify as a feminist</li></ul>
Stereotypes related to abortion	<ul style="list-style-type: none"><li>• Worry that women might make a habit out of having abortions</li><li>• There are many irresponsible women who will decide to have an abortion up until the moment of birth</li><li>• Most women who have an abortion are using it as birth control</li><li>• Most women have abortions because a baby would be an inconvenience to them</li><li>• Women don't know that abortion is ending a life or potential life</li><li>• Women are capable v. need to be guided to make the right decisions for themselves</li></ul>
Policy	<ul style="list-style-type: none"><li>• Support / opposition to an Equal Rights Amendment</li><li>• Views on legal abortion</li></ul>

# Key Takeaways

—

## — Takeaways

### Here's what data suggest, in brief:

#### 1.

Overall, the public believes in gender equality and thinks more work needs to be done to achieve it. Nearly two-thirds (64%) think sexism, patriarchy, or misogyny is a problem in our society and 53% feel the country is going backward on women's rights and gender equality.

#### 2.

Beneath the surface, however, sexist and inegalitarian views persist. A majority does not hold the most egalitarian views toward women. The public may not be as egalitarian as we, or they, think they are.

#### 3.

Sexist attitudes are most distinct by party ID, not by gender. In other words, Democratic men tend to think more like Democratic women than anyone else. Independent women are more egalitarian than Republican women, who have similar views as Republican men.

## — Takeaways

4.

Because there's a lack of attention on this topic, there's also a lack of data from which to track change in opinion. That said, we see hints of shifts in opinion in both progressive and regressive directions.

5.

Sexist beliefs are highly correlated with and predictive of views toward abortion. False stereotypes of women and women who have abortions are the strongest predictors in our data of views toward abortion – more than party ID, ideology, gender, and religiosity.



## — Takeaways

### *Some of the most striking findings:*

- 22% of respondents strongly agree that “the country would be better off if we had more women in political office” (other data suggest that most people know men are overrepresented in political office)
- 37% strongly agree: “I want there to be equal numbers of men and women in positions of power in our society”
- 26% strongly disagree: “Most women interpret innocent remarks as sexist”
- Half (48%) says a man should “definitely” be prosecuted if he forces his wife to have sex against her will (24% probably; 15% probably or definitely not; 14% unsure)
- Anti-abortion respondents are more likely to think a male partner knows that abortion is “ending a life or a potential life” (55%) than the woman having an abortion (38%)
- A majority of Republicans hold hostile sexist views while at the same time feeling full gender equality has been achieved

## — Takeaways

- Perhaps most telling of all, in our view, is the finding that suggests half of the public (49%) thinks “there are many irresponsible women who will decide to have an abortion up until the moment of birth.” Pause and reflect on that. What does it say about general attitudes toward women when half the public believes there are many women who will choose an elective abortion at, say, 39 weeks of pregnancy? (We didn’t use the term “elective” because we don’t think it’s well known).

There’s a lot to unpack here – and we take an initial attempt in these data.

*The details...*

# Detailed Findings

—

— Landscape

**Landscape of views  
toward women,  
gender, and equality.**

— Landscape

# 1.

**Overall, the public believes in gender equality and thinks more work needs to be done to achieve it.**

— Landscape

90%

Believe in equality for women

70%

Say there is still more work to be done to achieve full equality for women in work, life, and politics

64%

Say “sexism, patriarchy, or misogyny” is a big (33%) or somewhat (31%) of a problem in our society today

53%

Feel our country is going backward on women’s rights and gender equality

*Note: In a January 2022 PerryUndem survey, majorities of registered voters said abortion rights and access are an important part of women’s rights (67%) and gender equality (53%).*

— Landscape

*Note: While most believe in equality, just 29% label themselves a “feminist.”*

Data suggest the proportion who identify as a feminist has almost doubled since a 2015 PerryUndem survey (16%).

90%

Believe in equality for women

29%

Identifies as a “feminist”

*Q: Do you consider yourself a feminist, or not?*

*57% no*

*15% not sure*


**+13 points compared to a 2015 survey (16%)**

## 2.

**Beneath the surface, however, sexist and inegalitarian views persist.**

Looking at the public overall, there's a lack of consensus on beliefs toward women and gender. The charts on the following two pages paint the picture: The mean ratings on a number of measures are simply lukewarm – in the middle. Additionally, most adults do not hold the most egalitarian or progressive views toward women.

**Mean**  
1 to 5 agreement scale



— Landscape

See the [questionnaire](#) with topline results to explore raw percentages.

# 3.

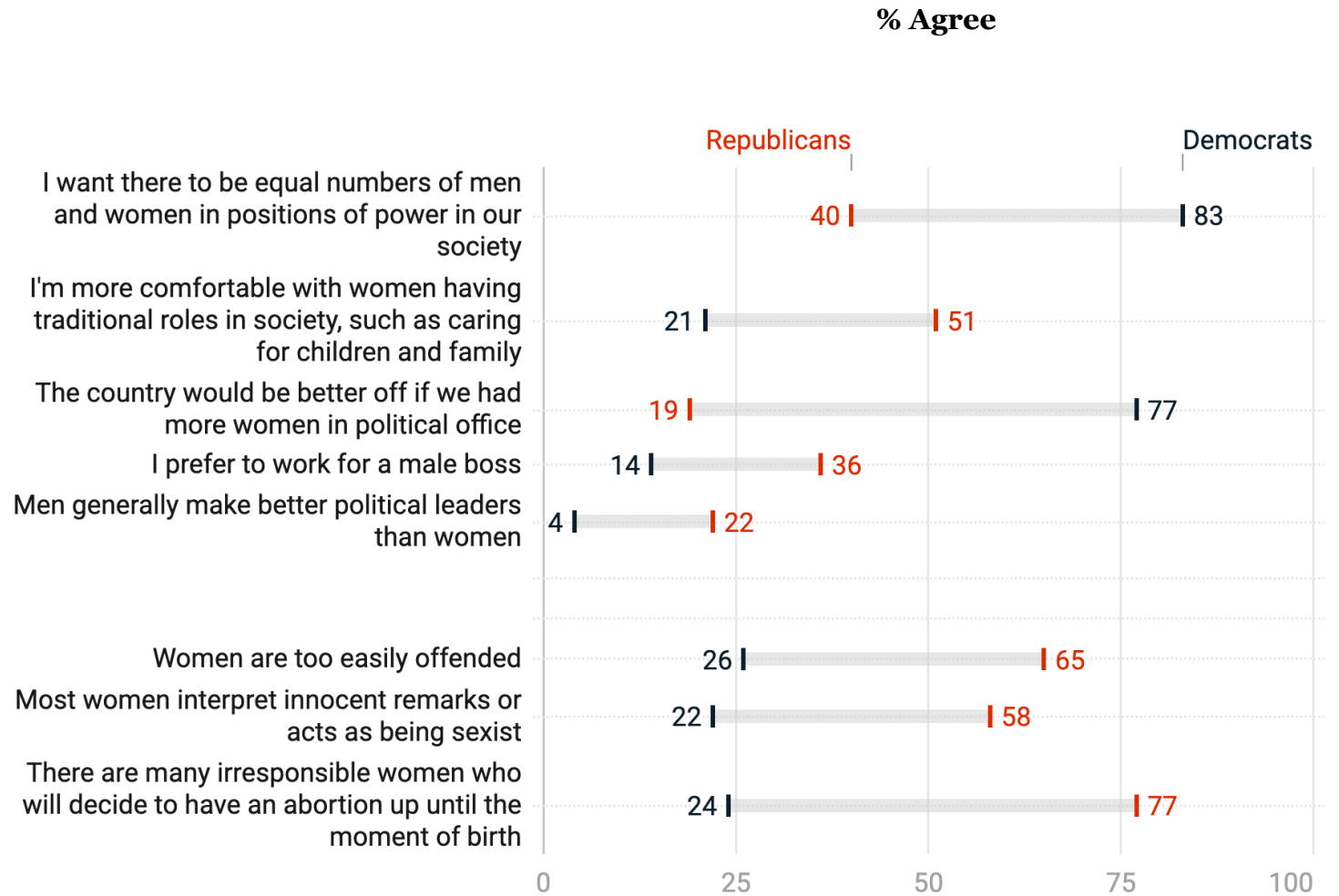
**Sexist attitudes are most distinct by party ID – not by gender.**

For example, Democratic men tend to be more egalitarian than independent women. Independent men are more egalitarian than Republican women.

— Landscape

**Women, power, egalitarian views**

**Hostile sexism**

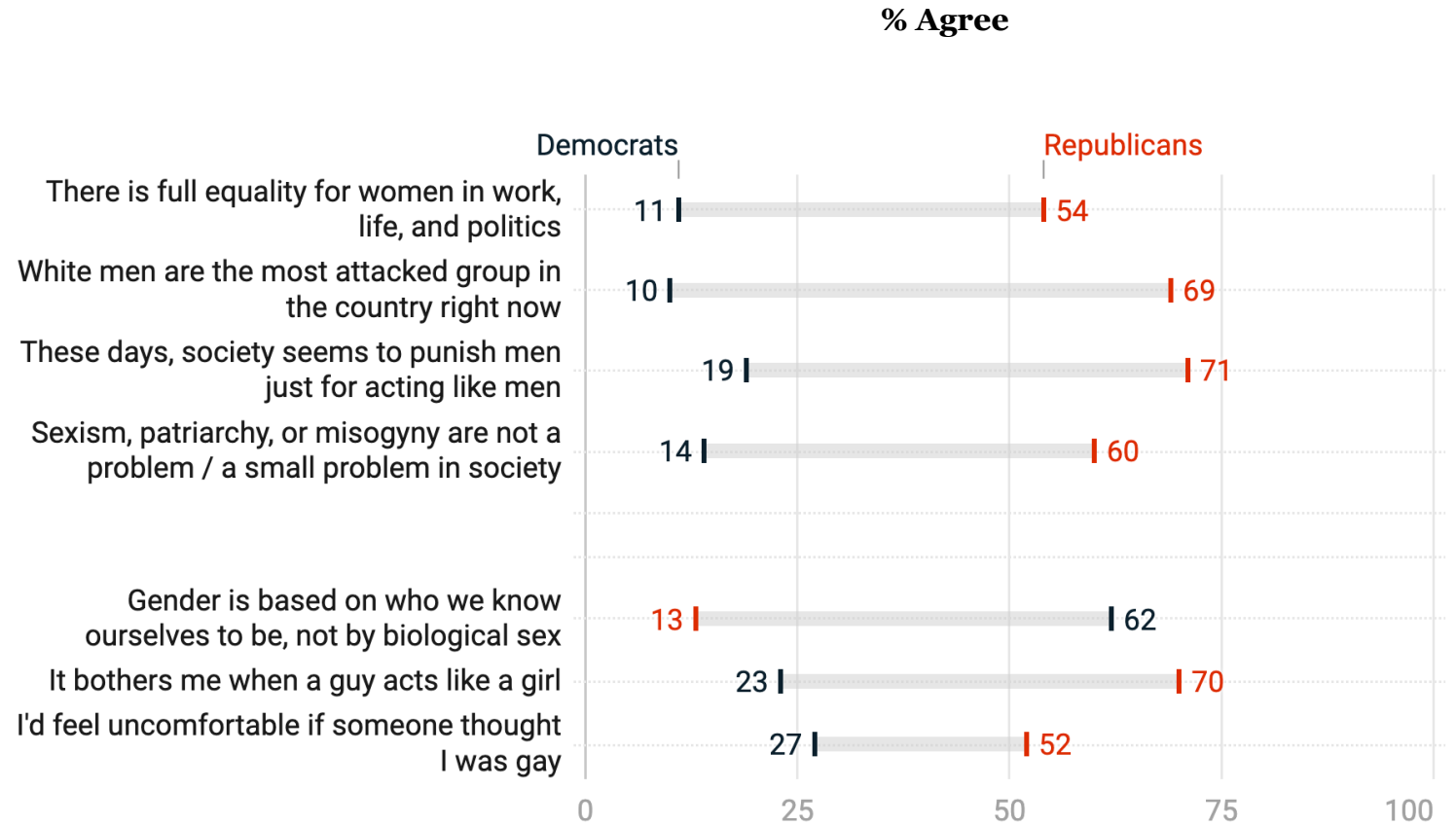


*Republicans / Democrats include independents who lean toward one party or the other*

— Landscape

Denial of sexism /  
backlash

Gender identity /  
expression

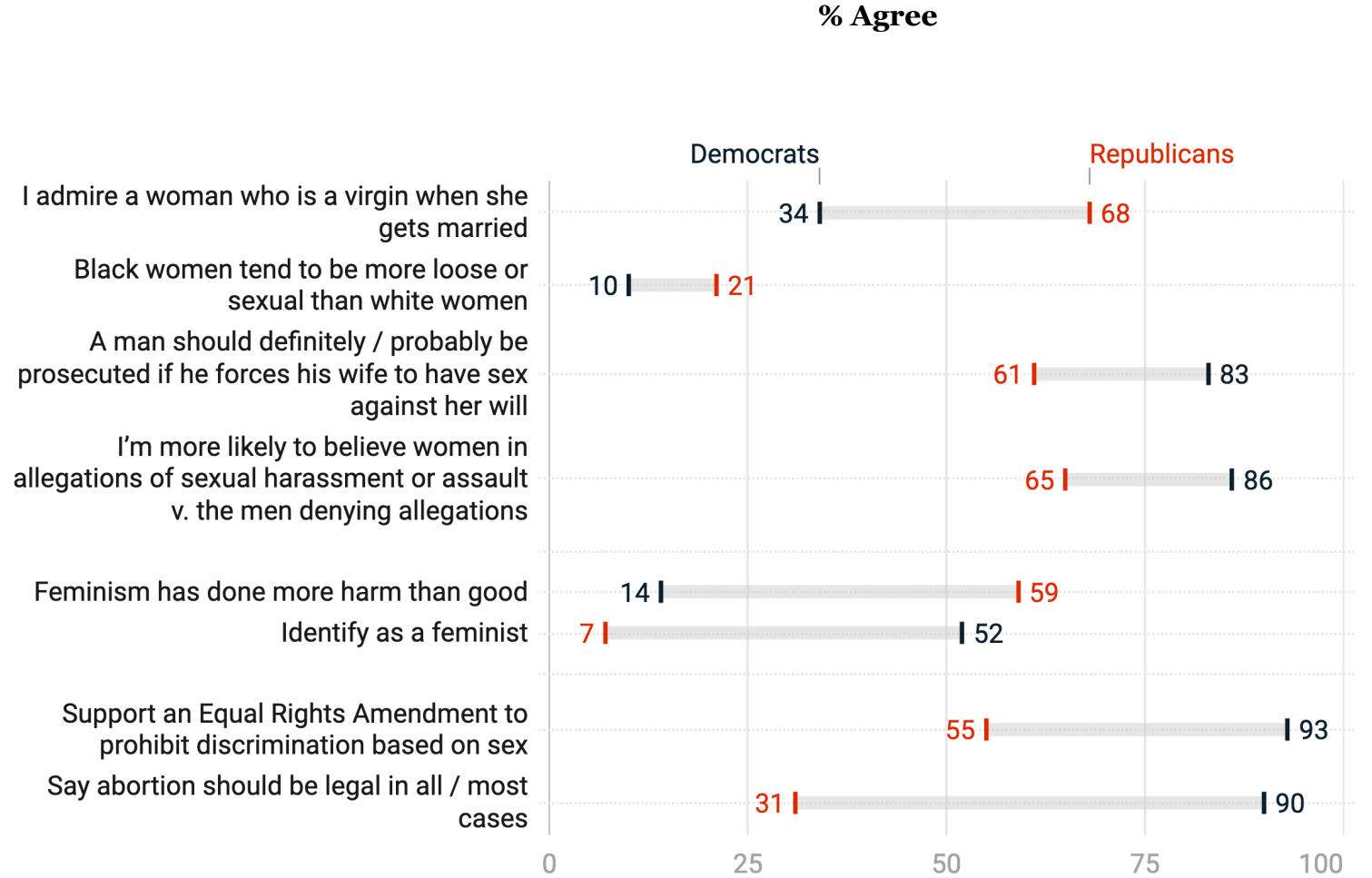


— Landscape

Women and sex

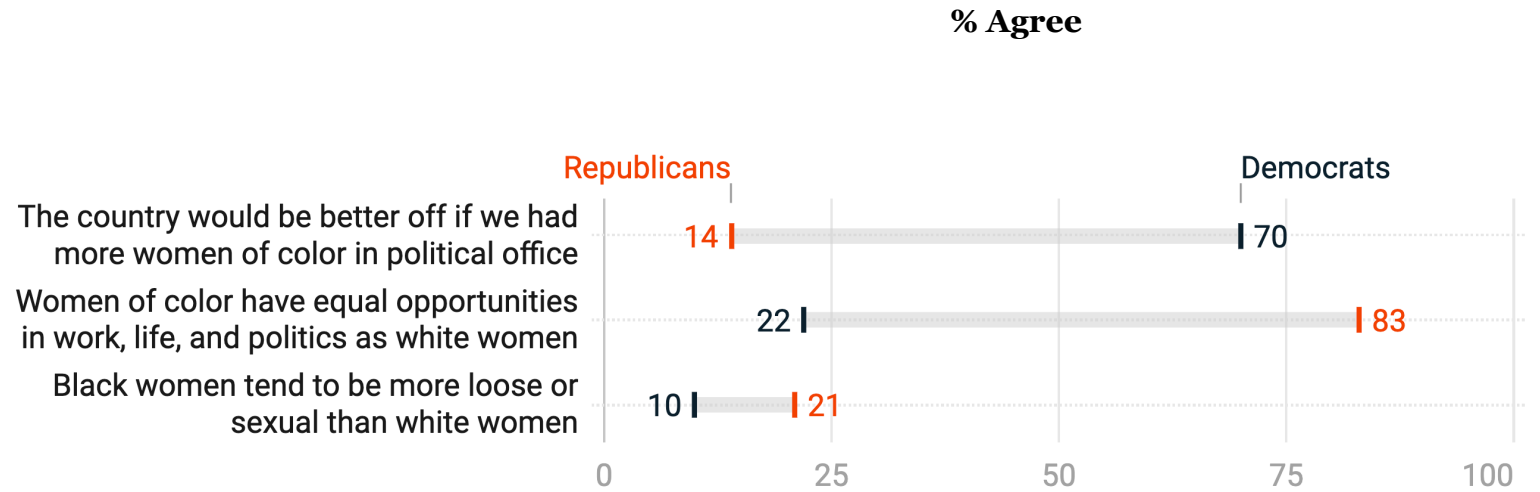
Feminism

Policy



— Landscape

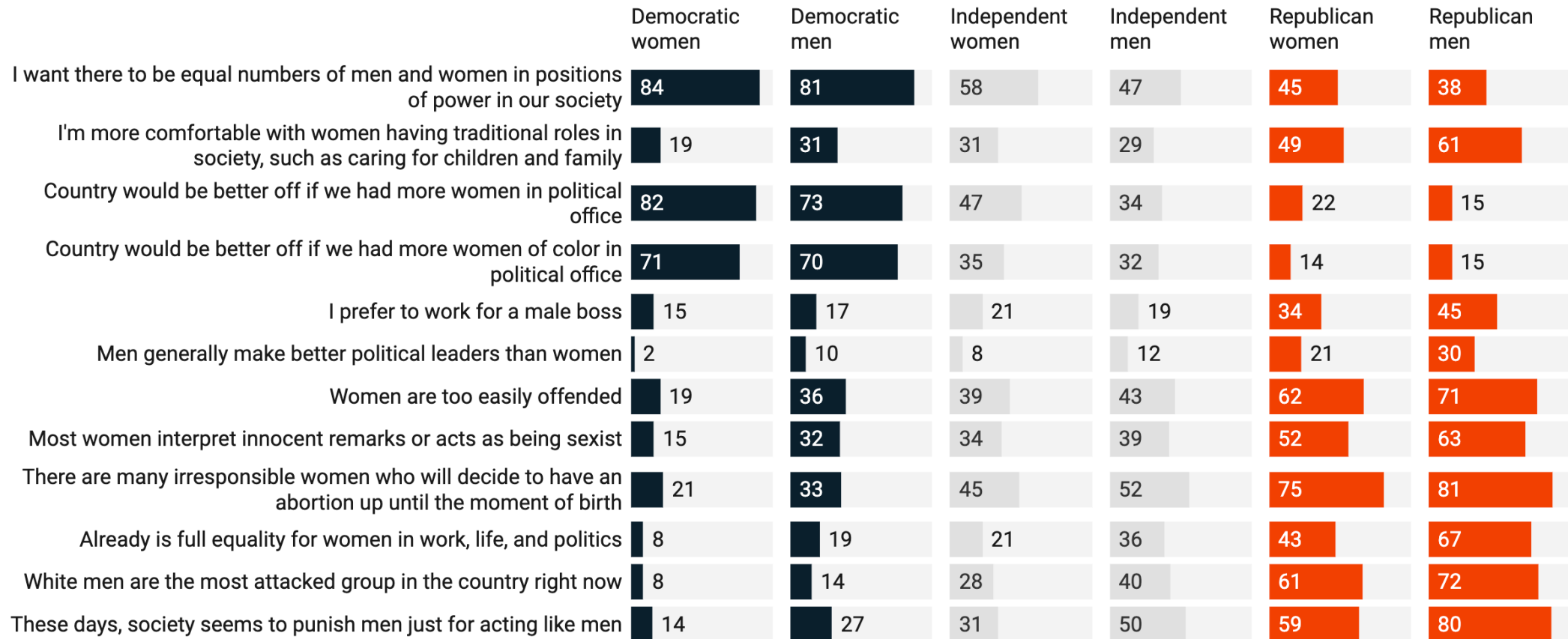
**Gender and race**



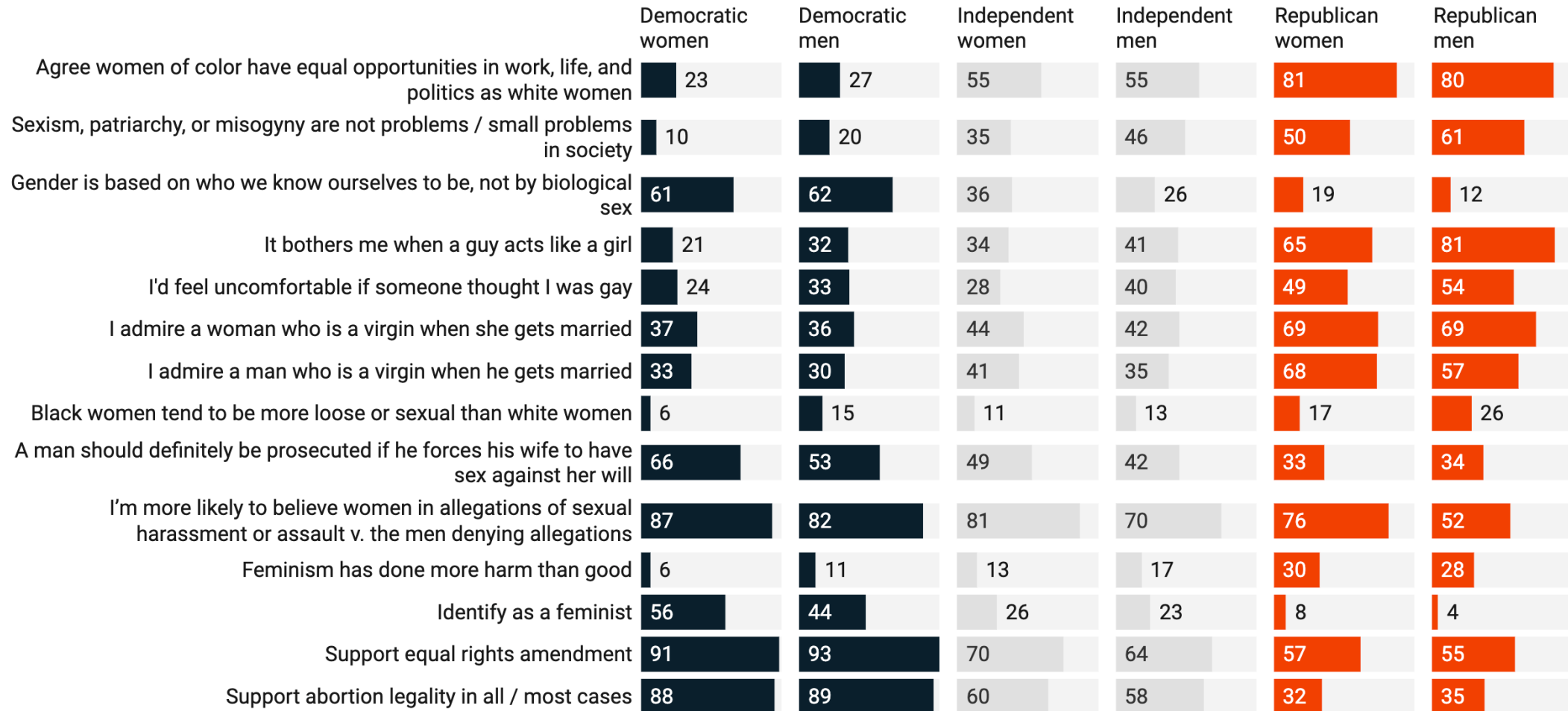
— Landscape

The following charts show views segmented by party ID and gender. You'll notice that, on average, attitudes are more distinct by party ID than by gender.

## — Landscape



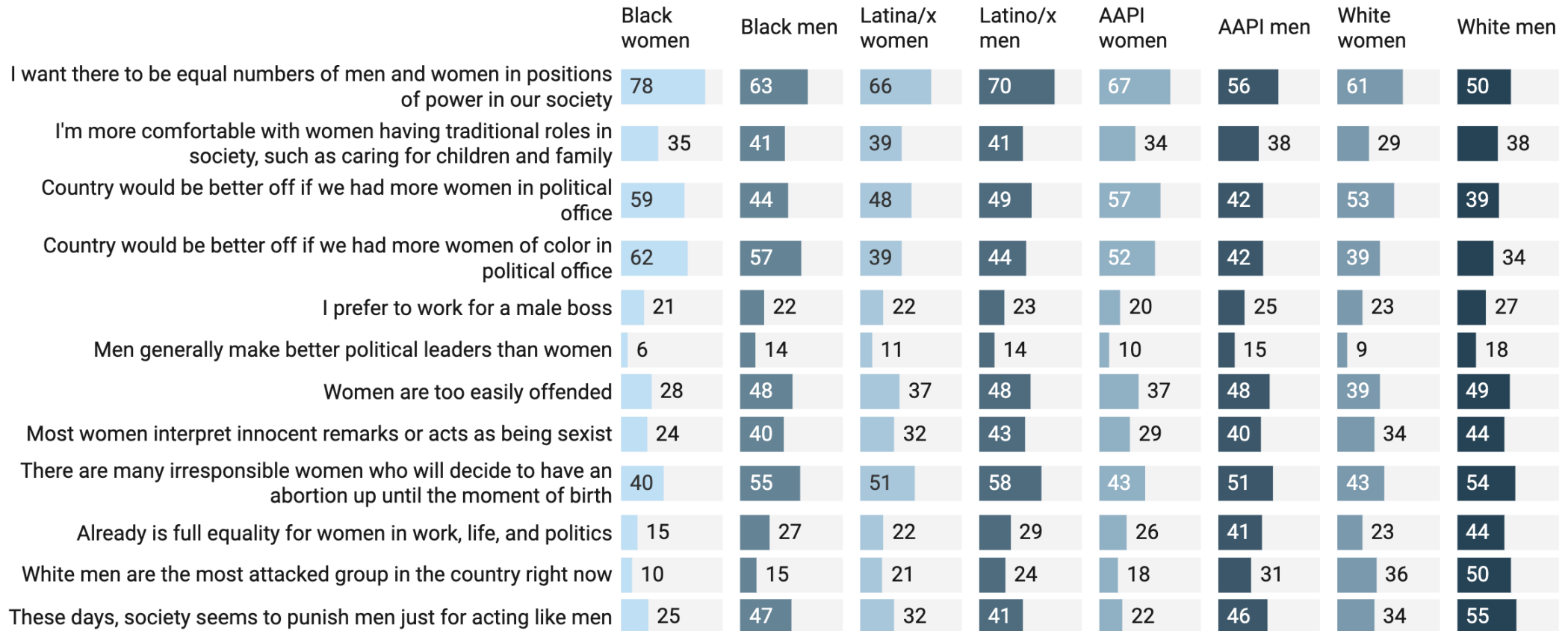
## Landscape



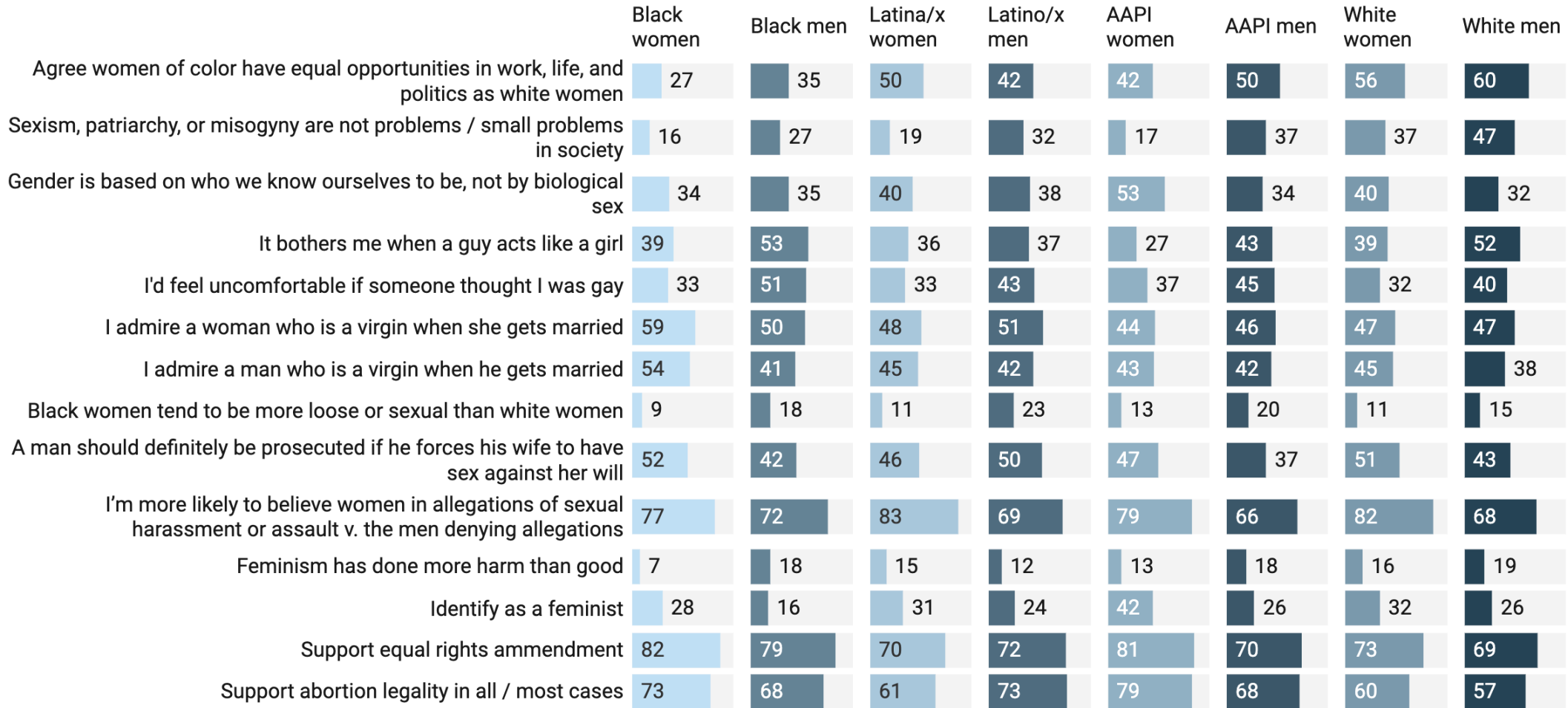
— Landscape

The following charts show views segmented by race/ethnicity and gender. You'll notice some gender differences, including that Black women hold the most egalitarian views; white men the least.

## Landscape



## Landscape



We also explore the role of religion:  
Do those who attend religious  
services regularly feel differently  
about women than those who don't?

Perhaps not in the ways we might expect. For example,  
Republicans, regardless of whether they attend  
services or not, are among the least likely to hold  
egalitarian positions.

Among Democrats and independents, there are a few  
differences. Those who do not attend services are less  
likely to hold sexist beliefs.

## — Landscape

	Democrats - attend services regularly	Democrats - don't attend services regularly	Independents - attend services regularly	Independents - don't attend services regularly	Republicans - attend services regularly	Republicans - don't attend services regularly	Republican Evangelicals / Born Again Christians	Other Republicans
I want there to be equal numbers of men and women in positions of power in our society	86	82	42	57	40	43	46	38
I'm more comfortable with women having traditional roles in society, such as caring for children and family	41	19	35	28	55	55	61	49
Country would be better off if we had more women in political office	72	80	30	45	20	18	13	24
Country would be better off if we had more women of color in political office	65	72	26	38	19	11	13	17
I prefer to work for a male boss	22	13	25	18	45	35	40	39
Men generally make better political leaders than women	14	3	13	9	30	22	27	24
Women are too easily offended	40	23	44	39	64	68	66	67
Most women interpret innocent remarks or acts as being sexist	36	19	40	35	52	61	54	60
There are many irresponsible women who will decide to have an abortion up until the moment of birth	50	20	58	44	84	73	82	74
Already is full equality for women in work, life, and politics	29	8	38	25	55	55	49	60
White men are the most attacked group in the country right now	24	7	54	28	69	64	66	67
These days, society seems to punish men just for acting like men	36	14	59	35	68	70	69	69

\* "Regularly" means attending religious services once a month or more frequently

## Landscape

	Democrats - attend services regularly	Democrats - don't attend services regularly	Independents - attend services regularly	Independents - don't attend services regularly	Republicans - attend services regularly	Republicans - don't attend services regularly	Republican Evangelicals / Born Again Christians	Other Republicans
Agree women of color have equal opportunities in work, life, and politics as white women	42	19	74	48	70	88	80	82
Sexism, patriarchy, or misogyny are not problems / small problems in society	14	15	56	35	54	57	49	61
Gender is based on who we know ourselves to be, not by biological sex	54	64	20	37	17	14	14	17
It bothers me when a guy acts like a girl	50	19	57	31	72	73	81	64
I'd feel uncomfortable if someone thought I was gay	46	23	50	29	56	47	60	43
I admire a woman who is a virgin when she gets married	63	30	66	35	82	60	79	60
I admire a man who is a virgin when he gets married	53	26	60	30	76	53	74	52
Black women tend to be more loose or sexual than white women	25	7	11	12	15	26	16	26
A man should definitely be prosecuted if he forces his wife to have sex against her will	48	64	41	48	31	35	35	32
I'm more likely to believe women in allegations of sexual harassment or assault v. the men denying allegations	72	89	67	78	68	62	70	59
Feminism has done more harm than good	17	5	22	12	25	32	26	32
Identify as a feminist	32	57	17	29	4	7	3	9
Support equal rights ammendment	89	93	58	70	55	56	53	58
Support abortion legality in all / most cases	75	92	28	70	19	43	19	46

# 4.

**We see a few hints of shifts in opinions in recent years – both in progressive and regressive directions.**

Because there's a lack of attention on this topic, there's also a lack of data from which to track changes in opinion.

That said, our data suggests hints of shifts in the progressive direction among Democrats and signs of backlash among Republicans.

## — Landscape

Overall, data suggest that in recent years:

- Democrats have become more likely to identify as a feminist
- Republicans are less likely to think men make better political leaders than women
- Democrats are more likely to think women make better political leaders than men
- Democrats are less likely to think discrimination against white people is just as big of a problem as discrimination against people of color

And:

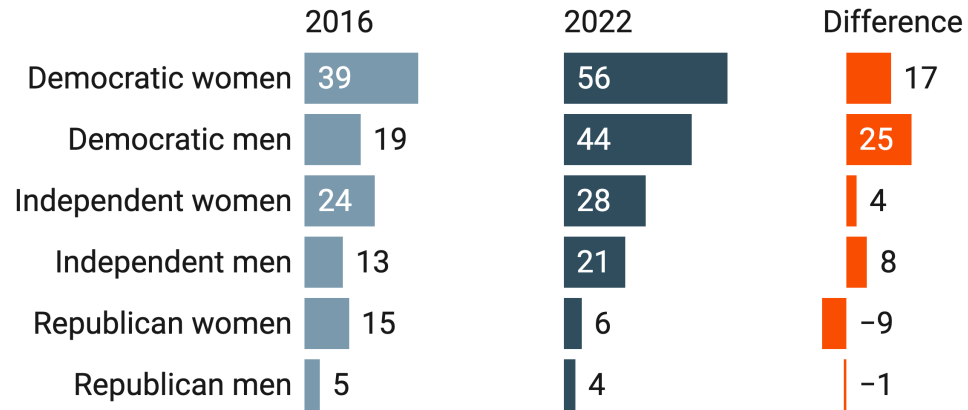
- Republicans are more likely to now feel bothered if “a guy acts like a girl”
- Republicans are more likely to agree that “these days, society seems to punish men just for acting like men”
- Republican women are more likely to think discrimination against white people is as big of a problem, now mirroring Republican men’s views
- Hostile sexism has increased among Republican men
- Republicans are more likely to say full gender equality has been achieved than in the past

*The details...*

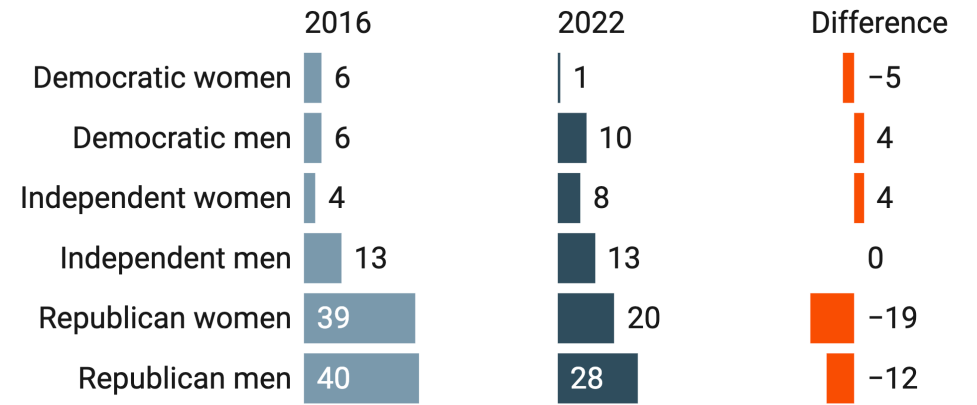
Note: There are large margins of sampling error for comparing smaller subgroups over time. We would not consider anything under  $\pm 10$  points to be statistically significant.

— Landscape

Percent considers oneself a feminist  
Registered voters



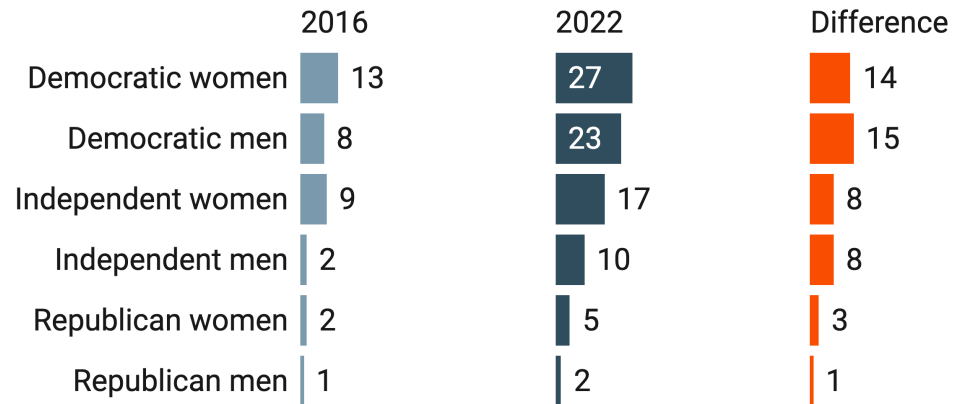
Percent who feel men generally make better political leaders than women  
Registered voters



— Landscape

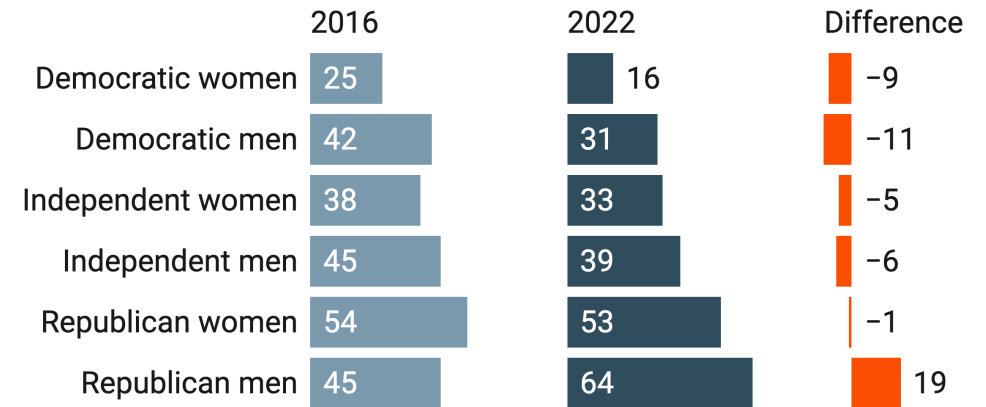
Percent who feel women generally make better political leaders than men

Registered voters 18



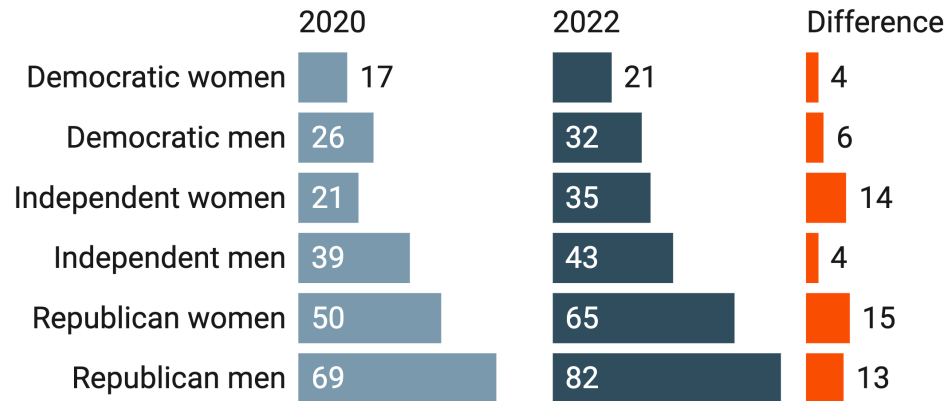
Agree: Most women interpret innocent remarks or acts as being sexist

Registered voters 18

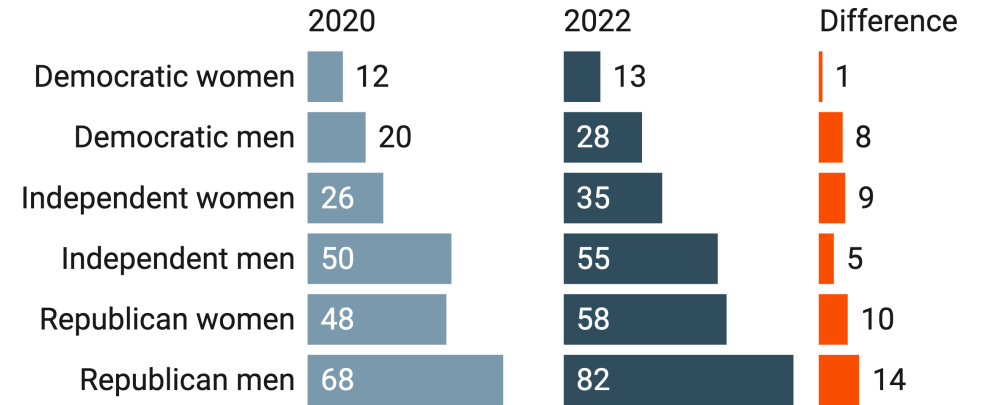


— Landscape

Agree: It bothers me when a guy acts like a girl  
Registered voters



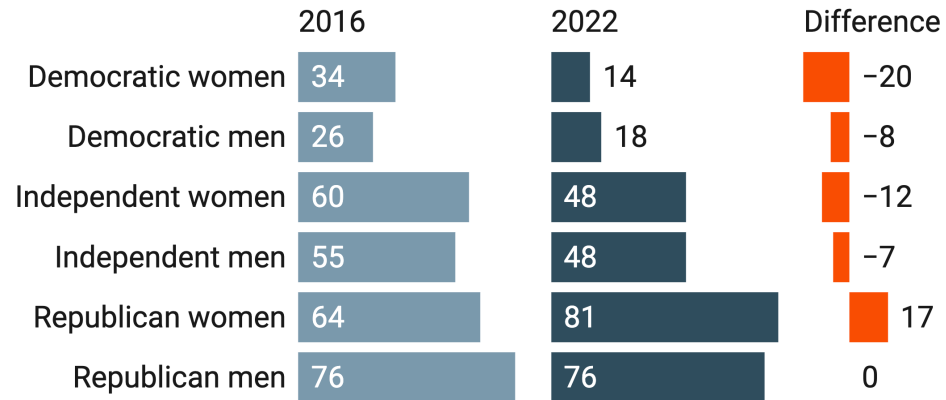
Agree: These days, society seems to punish men just for acting like men  
Registered voters



— Landscape

Agree: Today, discrimination against whites has become as big a problem as discrimination against Blacks, Latinos, or other racial/ethnic minorities

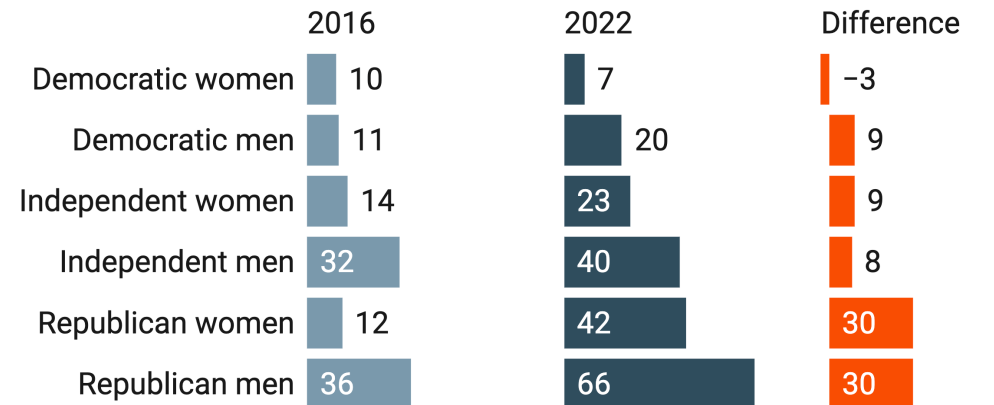
Registered voters



Right now, do you think there is full equality for women in work, life, and politics, or is there still work to be done?

Registered voters

% Yes, there is full equality



— Landscape

# 5.

## **Five attitudinal segments emerge from cluster analysis.**

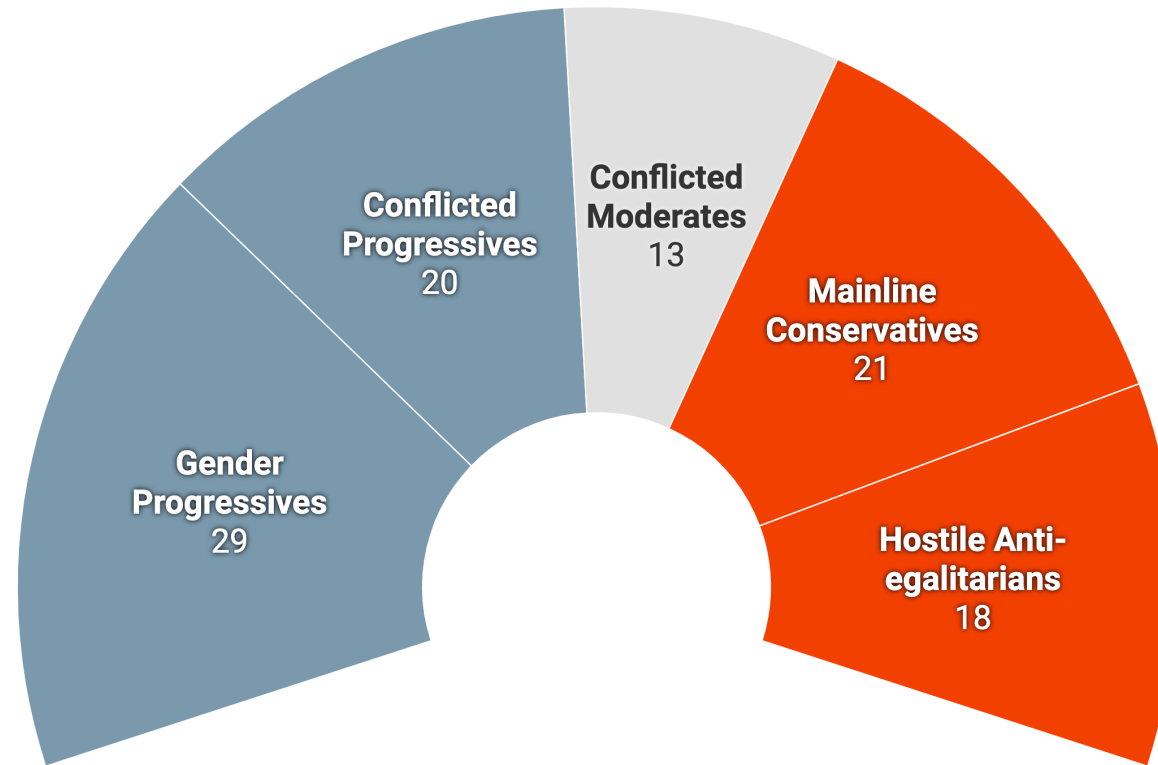
We conducted cluster analysis using the data, which sorts respondents into groups based on their responses to questions.

This analysis suggests roughly 29% of the public hold the most egalitarian views and 18% hold the most sexist views. The rest are somewhere in the middle.

Following are more details.

— Landscape

### How the sample breaks out attitudinally.



## Landscape

### Who are they?

#### Gender Progressives 29% of respondents

This cluster is the most uniformly progressive on gender. These respondents believe in full equality for women (99%) and agree more work needs to be done to achieve equality (99%). Most (71%) identify as a feminist and 85% disagree that feminism has done more harm than good (vs. 47% of all respondents). Nine in ten (90%) agree the country would be better off with more women in political office. Unlike other clusters, few hold sexist beliefs.

This cluster is the most Democratic (62%), college educated (46%), the least married, skews younger (61% under 45) and toward women (62%). A majority of this cluster (57%) never attends religious services.

#### Conflicted Progressives 20%

This cluster skews Democratic and holds some egalitarian views on gender. Clear majorities believe more work needs to be done on equality (74%) and most say the country would be better off with more women in political office (81%). Unlike Gender Progressives, however, many in the cohort hold sexist beliefs (58% agree that “women are too easily offended”) and most don’t think sexism is a big problem in our society (33%).

This cluster skews Democratic (46%), non-white (56% are voters of color), and lower income (57% make less than \$60K a year).

#### Conflicted Moderates 13%

A majority of Conflicted Moderates are politically independent (59%) and many are conflicted or uncertain about their views toward gender. Across several questions, majorities or large pluralities say they are “not sure.” When forced to take a side on issues, Conflicted Moderates tend to say there’s more work to be done on gender equality (75%).

This cluster skews lower income (31% less than \$30K) and independent (59%). Conflicted Moderates are last likely to say they voted in 2020 (34%).

## — Landscape

### **Mainline Conservatives**

21%

This cluster leans conservative on gender and equality, but stops short of fully embracing sexist positions. While 95% say they believe in gender equality, just 8% agree the country would be better off with more women in office. Few (13%) consider sexism a “big problem” in our society and 42% think full gender equality has already been achieved. While half hold hostile sexist views, such as “women are too easily offended” (53%), just 37% feel feminism has done more harm than good.

This group skews older (65% are 45+) and Republican (45%), but is not as homogenous as the Anti-egalitarians.

### **Hostile Anti-egalitarians**

18%

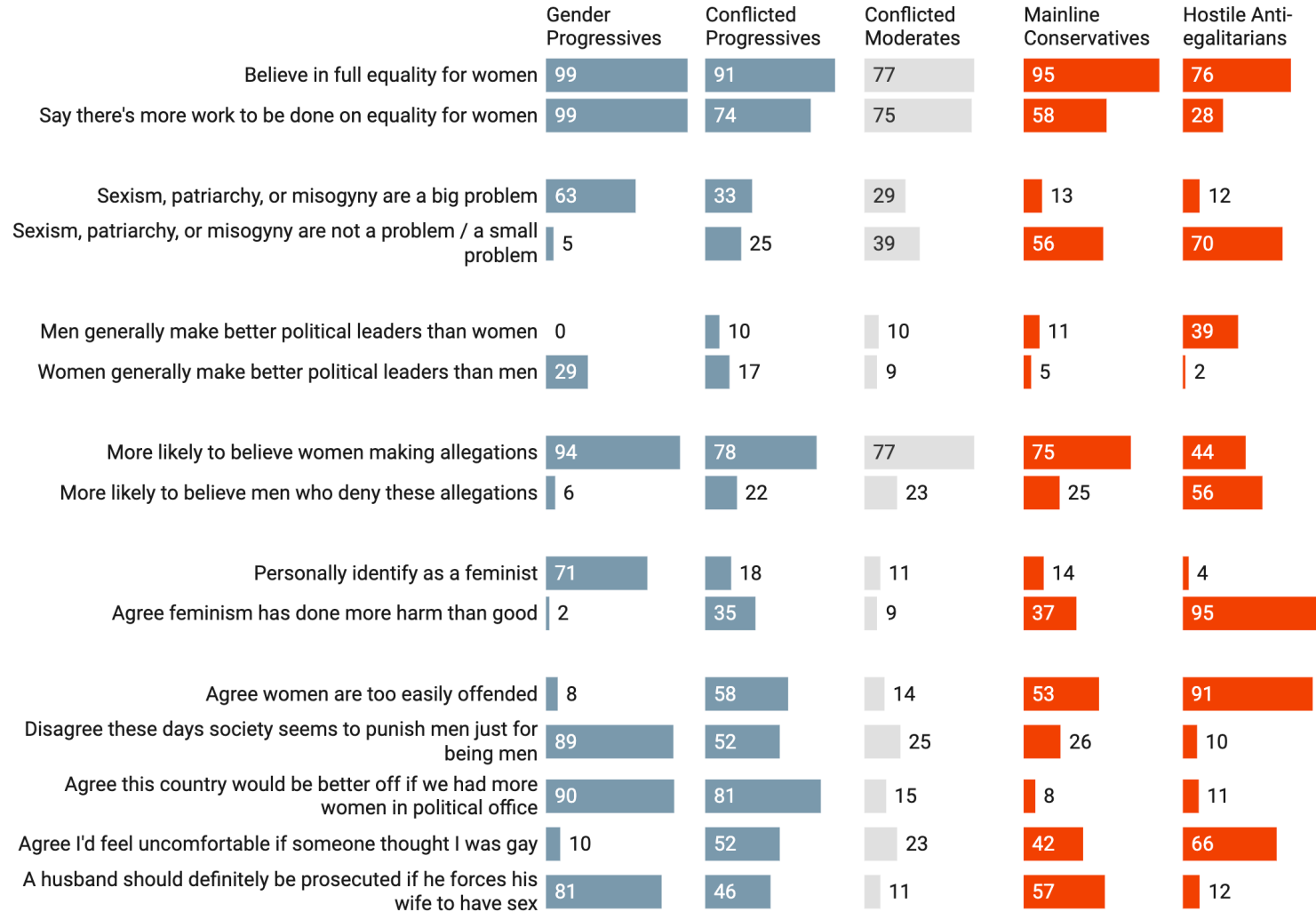
This segment – 18% of all survey respondents – is the least progressive on gender and holds the most hostile sexist views. This cohort almost universally (95%) agrees feminism has done more harm than good. Large majorities agree women are too easily offended (91%) and 80% agree that white men are the most attacked group in the country right now. Three quarters (75%) say they’re more comfortable with women having traditional roles in society. Just 12% say a husband should definitely be prosecuted in the case of marital rape.

This group skews white (76%), older (72% are 45+), men (57%), married (59%), Republican (58%), and religious (38% attend religious services once a week or more).

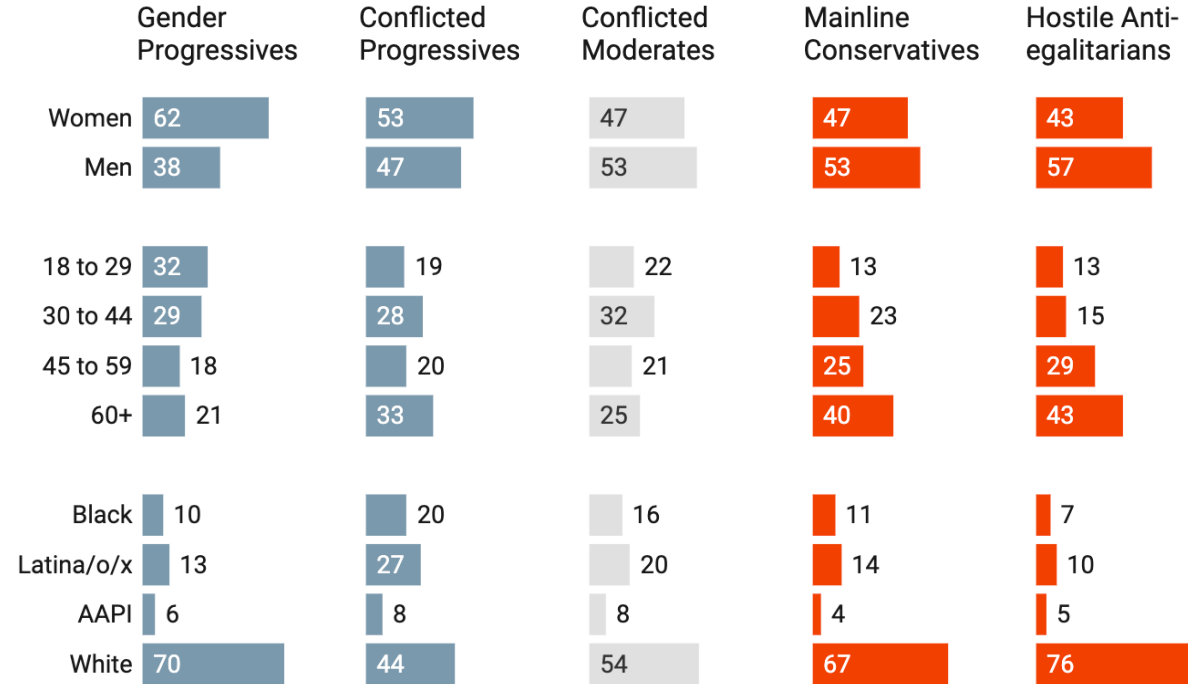
Forty-four percent of Republican men are Anti-egalitarians.

## Key attitudes by cluster.

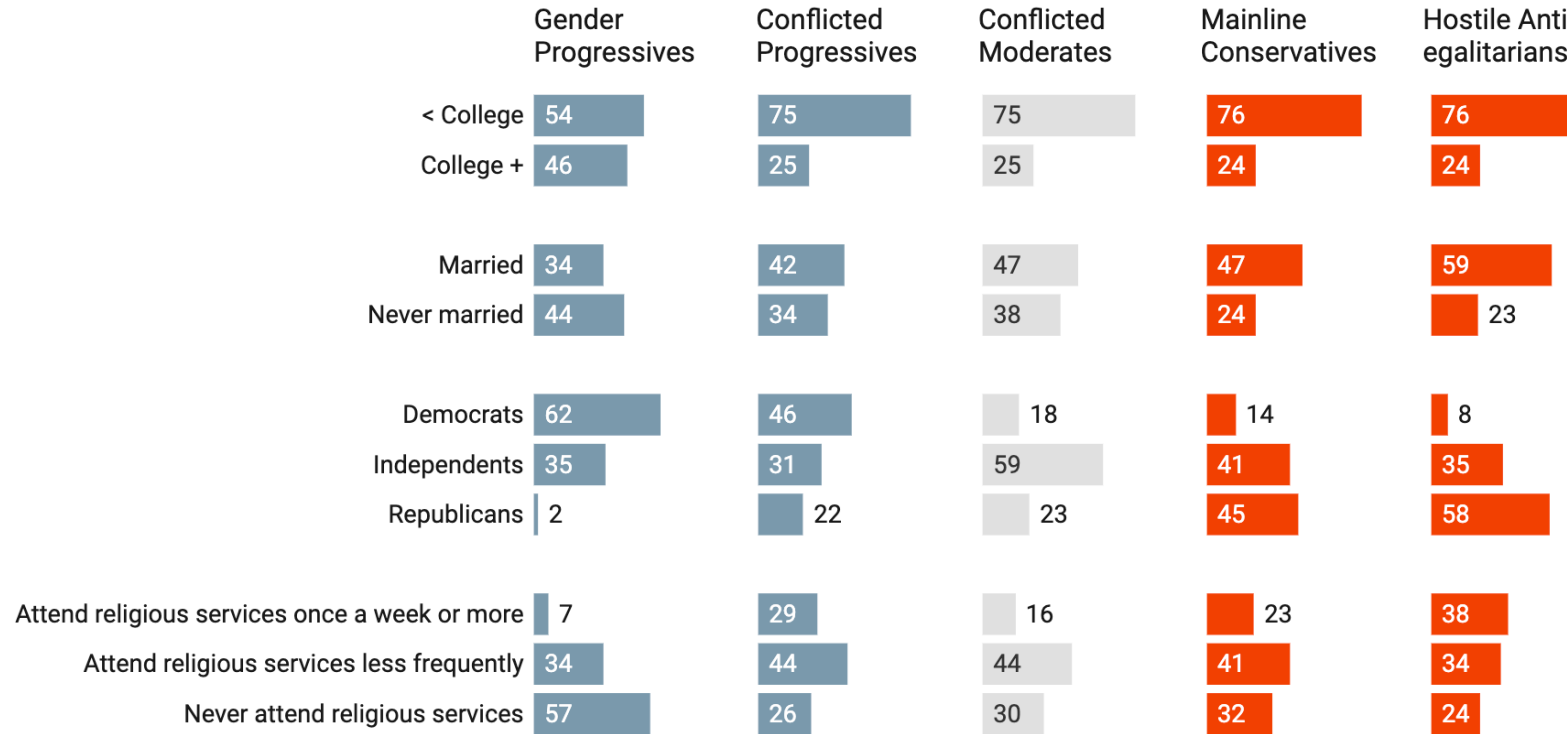
### Landscape



## Demographics.



## Demographics.



— Sexism + abortion

# Connections between sexist beliefs and abortion attitudes.

## Here's what we explored.

1. Are sexist beliefs related to views toward abortion?
2. How pervasive are false stereotypes of women who have abortions?
3. What variables in our survey best predict wanting abortion legal or illegal?

## Here's what we learned.

See the following pages for more details.

1. Are sexist beliefs related to views toward abortion? **Yes. There are very strong correlations between sexist beliefs and views toward abortion.**
2. How pervasive are false stereotypes of women who have abortions? **Upwards of 60% of the public hold stereotypical views.**
3. What variables in our survey best predict wanting abortion legal or illegal? **False stereotypes of women and women who have abortions.**

— Sexism + abortion

# 1.

## **Sexist beliefs are very strongly correlated with views toward abortion.**

For example, just 20% of anti-abortion adults agree “the country would be better off with more women in political office” compared to 64% of adults who support legal abortion.

See details on the next page.

— Sexism + abortion



— Sexism + abortion

Here's one of the more striking findings:  
Anti-abortion respondents are more likely to think a male partner knows that abortion is “ending a life or a potential life” (55%) than the woman having an abortion (38%). Respondents who support legal abortion are more likely to think the male partner doesn't know what's happening.

## — Sexism + abortion

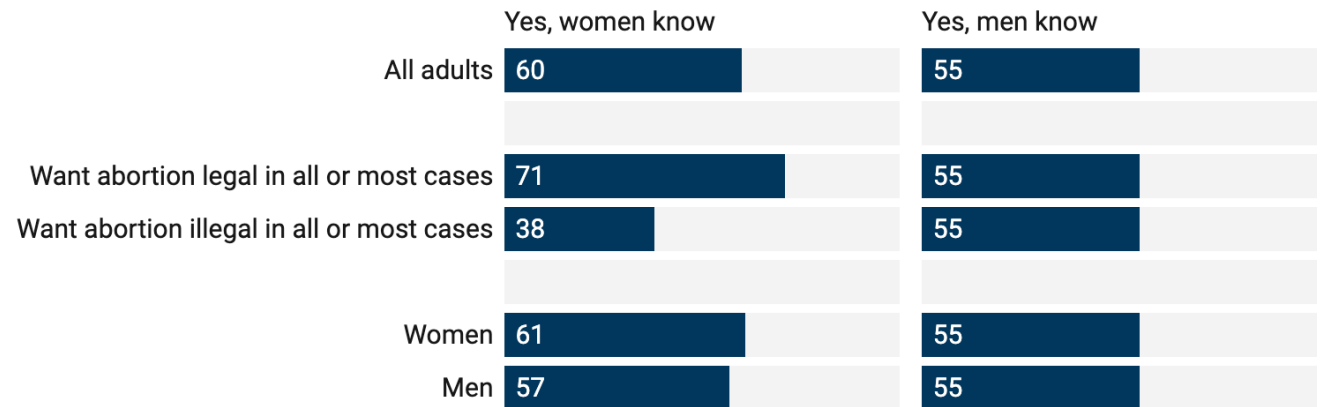
In past research, we've heard people who are anti-abortion express a sentiment that they "just want women to know what they're doing" when they're having an abortion.

We explored gender-based nuances in an experiment.

Half of respondents in our survey were asked: "In general, do you think women who have an abortion know what they are doing – that the abortion is ending a life or a potential life?" Sixty-percent of all respondents say "yes," 22% say "some know, some don't," 8% say "no," and 11% are unsure. 38% of anti-abortion adults say "yes" v. 71% of adults who support legal abortion.

The other half were asked: "Think about men who have a partner who has an abortion. Do you think the men know that the abortion is ending a life or a potential life?" Fifty-five percent of all respondents say "yes," including 55% of anti-abortion adults. 37% say "some know, some don't," 8% say "no," and 11% are unsure. 55% of anti-abortion say "yes."

Do you think [women who have an abortion know what they are doing – that the abortion is ending a life or a potential life / men who have a partner who has an abortion know that the abortion is ending a life or a potential life]?



— Sexism + abortion

**2.**

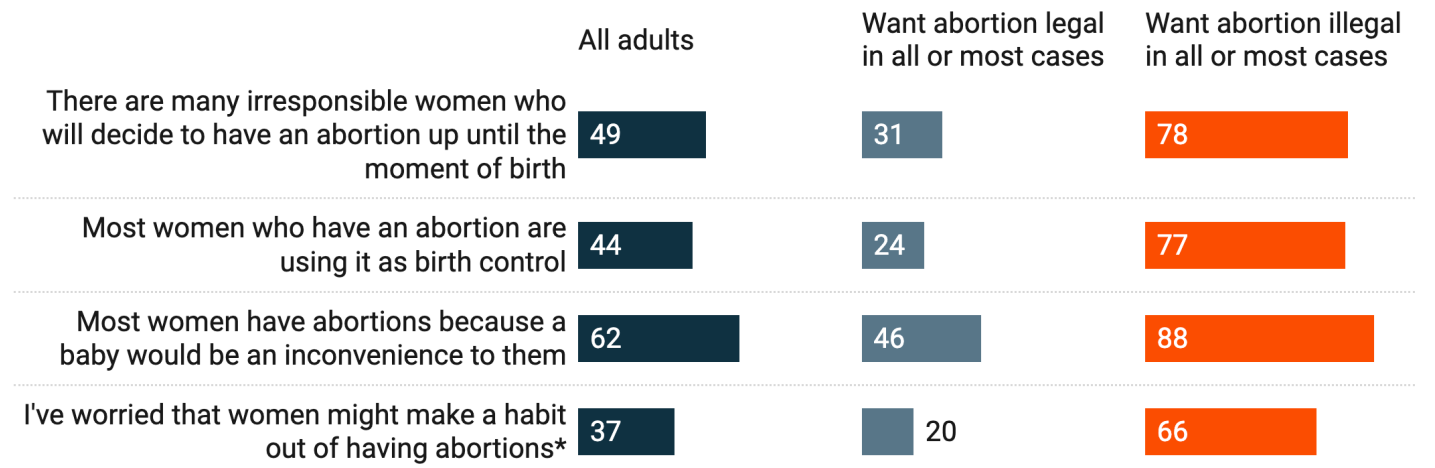
**Upwards of 60% of adults  
hold false stereotypes of  
women who have abortions.**

— Sexism + abortion

These stereotypical views are not rooted in reality (see next slide).

Instead, attitudes are likely rooted in one's beliefs about women.

**% Agree**



\* This was a yes or no question, not agree/disagree

## — Sexism + abortion

According to the [Guttmacher Institute](#), among abortion patients in 2014:

- 75% of women were low-income: 49% were below the federal poverty level (\$18,310 for a family of two today) and 26% were between 100% and 199% of FPL.
- Most were women of color: 39% of abortions in 2014 were among white patients; 28% among Black patients; 25% among Latina patients; and 9% among other races and ethnicities.
- 59% had at least one child. Three-quarters cited each of these as reasons for their abortion: concern for or responsibility to other individuals; the inability to afford raising a child; and the belief that having a baby would interfere with work, school, or the ability to care for dependents.
- About half (51%) reported that they had used a contraceptive method in the month they became pregnant.

*Women [who get abortions] want to [be] a big dog somewhere in some company. And they don't want anything to inconvenience their path. They don't want to have to divide any of their time and energy to raising a kid properly.*

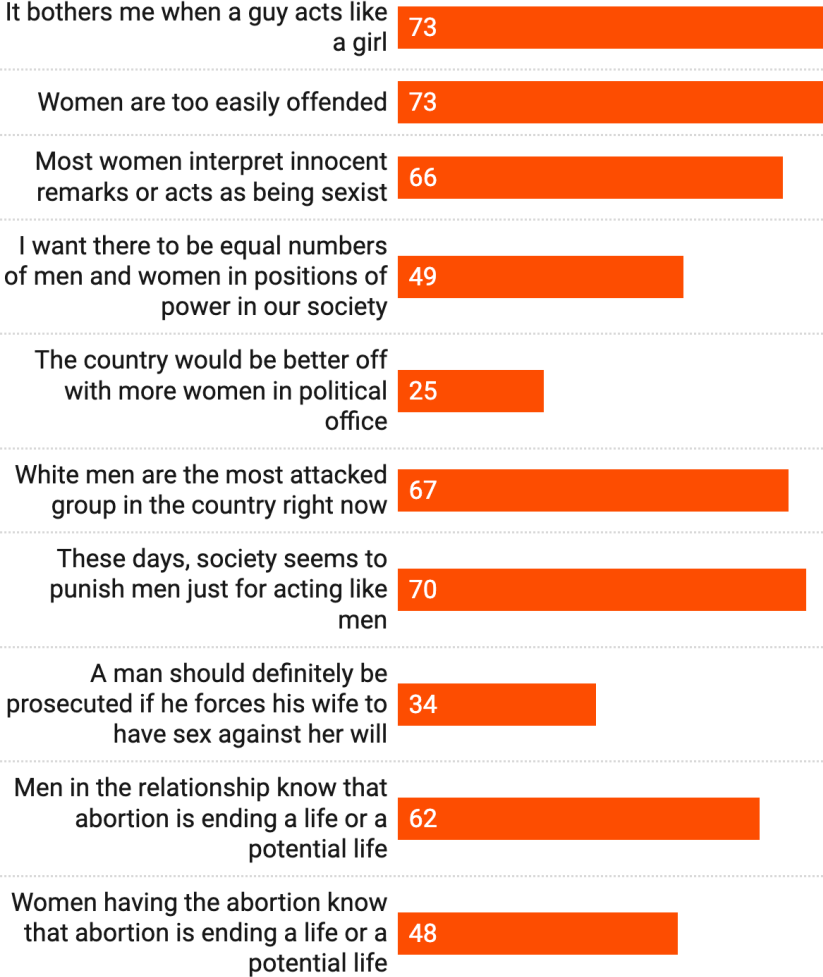
*- Anti-abortion voter  
2017 PerryUndem focus group*

— Sexism + abortion

Close to one in four (23%) respondents strongly agrees: “There are many irresponsible women who will decide to have an abortion up until the moment of birth.”

Here’s more insight into their views toward women.

Among those who strongly agree:  
There are many irresponsible women who will decide to have an abortion up until the moment of birth.



— Sexism + abortion

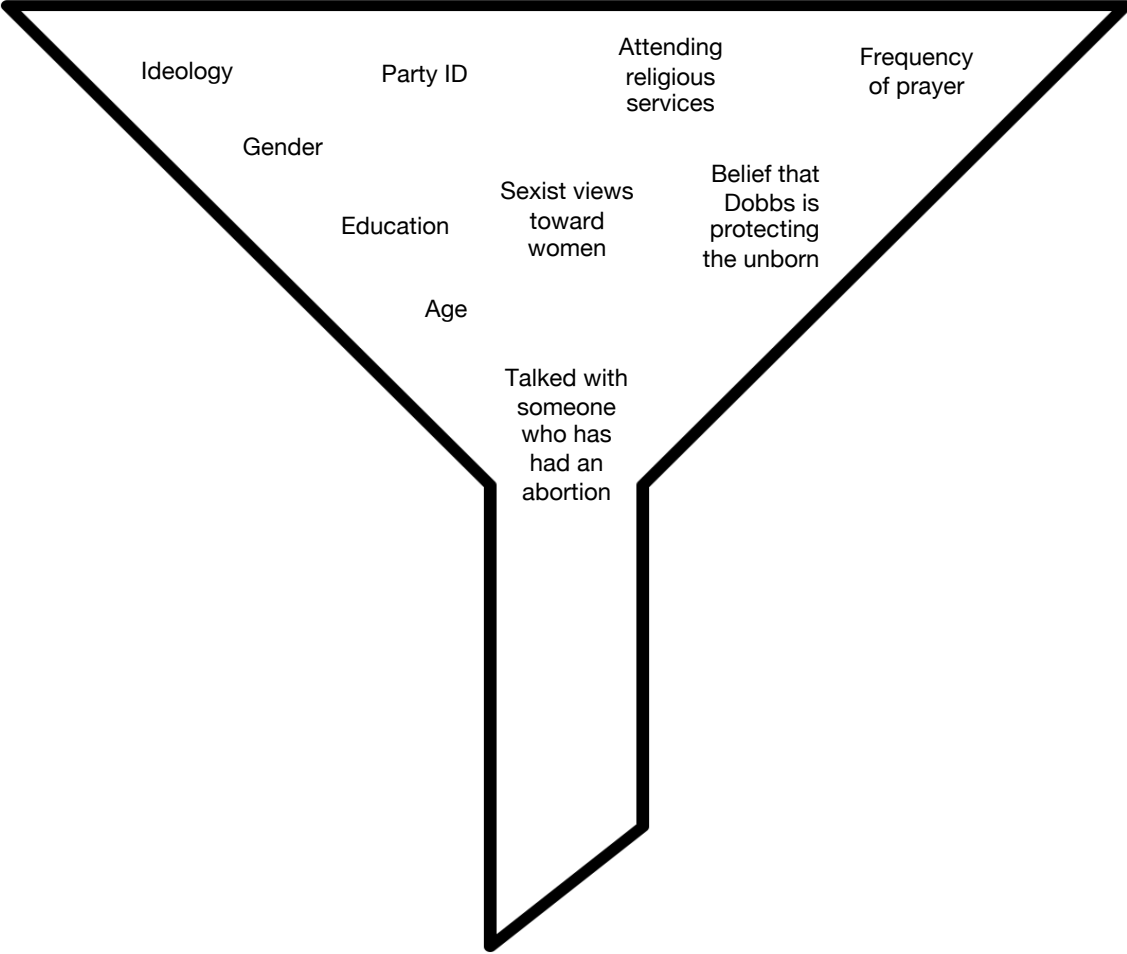
**3.**

**False stereotypes are top predictors of views toward abortion.**

— Sexism + abortion

We ran regressions in our dataset to explore which of these variables best predict (or correlate with) people’s views toward whether they want abortion:

- Legal in all cases
- Legal in most cases
- Illegal in most cases
- Illegal in all cases



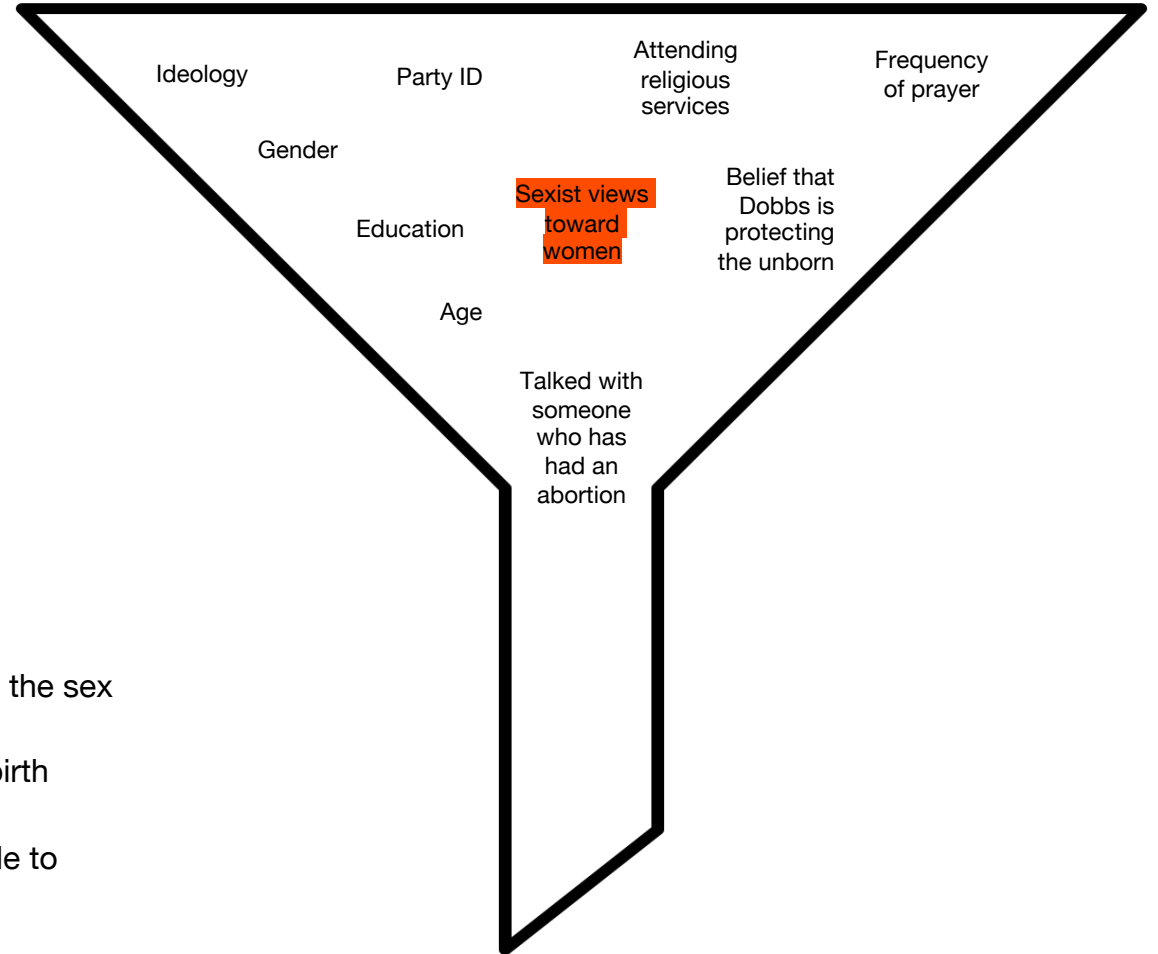
— Sexism + abortion

The best predictors of views toward legal abortion relate to the perceived role of gender in policy and the degree to which someone holds sexist, stereotypical beliefs toward women having abortions.

In other words, if you want to guess correctly someone's views on the legality of abortion, your best chance is knowing where they land on the top predictors below.

**Top predictors of views toward legality:**

- Agree/disagree: Abortion would be legal and accessible if men were the sex that got pregnant
- Agree/disagree: Most women who have an abortion are using it as birth control
- Agree/disagree: There are many irresponsible women who will decide to have an abortion up until the moment of birth



Views toward  
abortion  
legality

— The future

**What does the  
future hold?**

— The future

# 1.

## **Younger generations may usher in a new reality.**

Younger respondents, particularly those 18 to 29, are the least likely to hold sexist beliefs, the most likely to want women to have equal positions of power in society, the most likely think gender is a function of who we know ourselves to be, and the most likely to want abortion legal in all or most cases.

## The future

Gender views by age	18 to 29	30 to 44	45 to 59	60+
I want there to be equal numbers of men and women in positions of power in our society	68	63	54	56
I'm more comfortable with women having traditional roles in society, such as caring for children and family	28	33	39	37
Country would be better off if we had more women in political office	57	50	42	43
Country would be better off if we had more women of color in political office	59	46	37	29
I prefer to work for a male boss	18	20	27	28
Men generally make better political leaders than women	14	14	15	10
Women are too easily offended	34	36	50	49
Most women interpret innocent remarks or acts as being sexist	31	30	43	44
There are many irresponsible women who will decide to have an abortion up until the moment of birth	43	44	53	53
There is already is full equality for women in work, life, and politics	24	27	37	33
White men are the most attacked group in the country right now	20	26	38	50
These days, society seems to punish men just for acting like men	31	31	47	52
Agree women of color have equal opportunities in work, life, and politics as white women	34	46	58	62
Sexism, patriarchy, or misogyny are not problems / small problems in society	21	29	46	43

## The future

Gender views by age	18 to 29	30 to 44	45 to 59	60+
Gender is based on who we know ourselves to be, not by biological sex	57	42	29	28
It bothers me when a guy acts like a girl	26	37	47	56
I'd feel uncomfortable if someone thought I was gay	29	30	36	47
I admire a woman who is a virgin when she gets married	37	44	54	54
Black women tend to be more loose or sexual than white women	18	13	13	13
A man should definitely be prosecuted if he forces his wife to have sex against her will	59	51	50	36
I'm more likely to believe women in allegations of sexual harassment or assault v. the men denying allegations	77	78	73	74
Feminism has done more harm than good	14	10	20	20
Identify as a feminist	45	34	22	20
Support an Equal Rights Amendment to prohibit discrimination based on sex	79	71	68	72
Support an ERA to prohibit discrimination based on gender identity, and include right to abortion	74	65	60	58

## The future

Gender views by age	18- to 29-year-old women	18- to 29-year-old men	Difference
I want there to be equal numbers of men and women in positions of power in our society	70	63	6
I'm more comfortable with women having traditional roles in society, such as caring for children and family	28	31	-3
Country would be better off if we had more women in political office	62	50	12
Country would be better off if we had more women of color in political office	58	56	2
I prefer to work for a male boss	16	22	-6
Men generally make better political leaders than women	11	18	-8
Women are too easily offended	30	41	-10
Most women interpret innocent remarks or acts as being sexist	28	35	-8
There are many irresponsible women who will decide to have an abortion up until the moment of birth	44	48	-4
Already is full equality for women in work, life, and politics	19	32	-13
White men are the most attacked group in the country right now	18	25	-7
These days, society seems to punish men just for acting like men	26	38	-12
Agree women of color have equal opportunities in work, life, and politics as white women	34	38	-4
Sexism, patriarchy, or misogyny are not problems / small problems in society	20	23	-3
Gender is based on who we know ourselves to be, not by biological sex	54	55	-1

## The future

Gender views by age	18- to 29-year-old women	18- to 29-year-old men	Difference
Gender is based on who we know ourselves to be, not by biological sex	54	55	-1
It bothers me when a guy acts like a girl	23	31	-8
I'd feel uncomfortable if someone thought I was gay	26	35	-10
I admire a woman who is a virgin when she gets married	36	40	-4
Black women tend to be more loose or sexual than white women	14	22	-8
A man should definitely be prosecuted if he forces his wife to have sex against her will	62	51	10
I'm more likely to believe women in allegations of sexual harassment or assault v. the men denying allegations	84	67	17
Feminism has done more harm than good ( <i>Caution small sample sizes; e.g. n = 76 men</i> )	14	17	-3
Identify as a feminist	44	40	5
Support an Equal Rights Amendment to prohibit discrimination based on sex	77	79	-2
Support abortion legality in all / most cases	70	76	-6

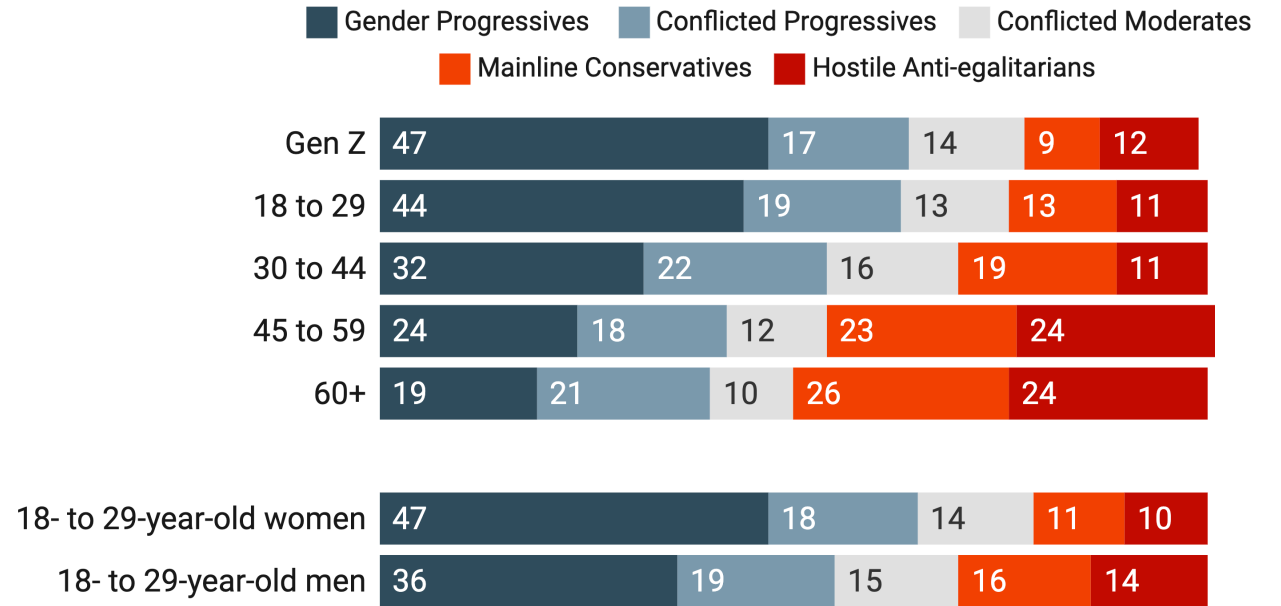
— The future

Another way to look at this is seeing how young people fit into different clusters on gender. While 29% of adults overall are in the most progressive cluster, “Gender Progressives,” 44% of adults 18 to 29 fall into this cluster.

— The future

Nearly half of Gen Z adults and women 18 to 29 are Gender Progressives.

Gender cluster makeup by age



— The future

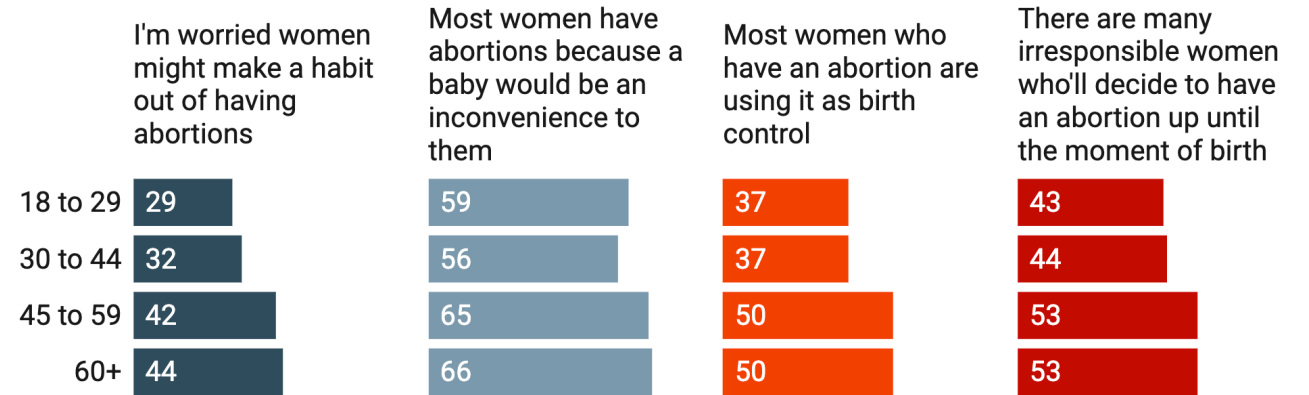
## 2.

**Younger respondents are also less likely to believe false narratives around women and abortions.**

See details on the next page.

— The future

Respondents under age 45 are less likely to subscribe to false narratives about women and abortions.



— The future

And, not surprisingly, younger adults are more likely to want abortion legal in all or most cases.

	18 to 29	30 to 44	45 to 59	60+
<b>Want abortion legal in all or most cases</b>	<b>74</b>	<b>66</b>	<b>58</b>	<b>54</b>
Want abortion legal in all cases	44	36	27	26
Want abortion legal in most cases	30	31	31	29
Want abortion illegal in most cases	17	25	33	39
Want abortion illegal in all cases	9	9	9	7