



PRINTVIS

PV23 Release Highlights



PrintVis 23 Release Highlights

- PrintVis 23.4.1.0 Officially Released February 29, 2023
- This release is for Microsoft Dynamics 365 Business Central 2024 Wave 1
- Based on Dynamics 365 Business Central 2024 23.4
- PV23 has the same structure as PV22, with a base app (extension) and separate extensions to be installed when the specific functionality of the extension is required.
- Everything described here ships standard in PrintVis 23. LoyaltyLoop is a separate free application.

PV23 New Features

Analysis Pages and APIs	2
nShift Version 2.0	4
Report Setup Updates	5
LoyaltyLoop Integration.....	6
Adjusting Labor Job Costing Entries.....	8
Finished Goods Page Updates	8
Translations	9
Demo Databases	9
Mission Statement	9

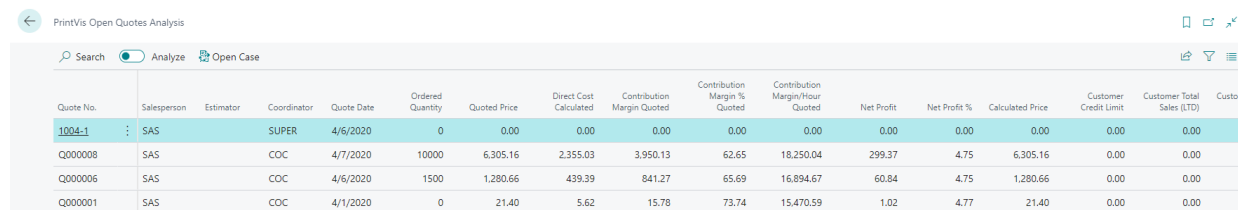
Analysis Pages and APIs

The new PrintVis Analysis pages, alongside their corresponding APIs, empower users to explore important quoting and costing data within the Business Central environment and across external platforms.

The following 5 analysis pages to be used in PrintVis and APIs to be used in Power BI or other outside applications are available. The APIs contain the exact fields and calculations as the pages.

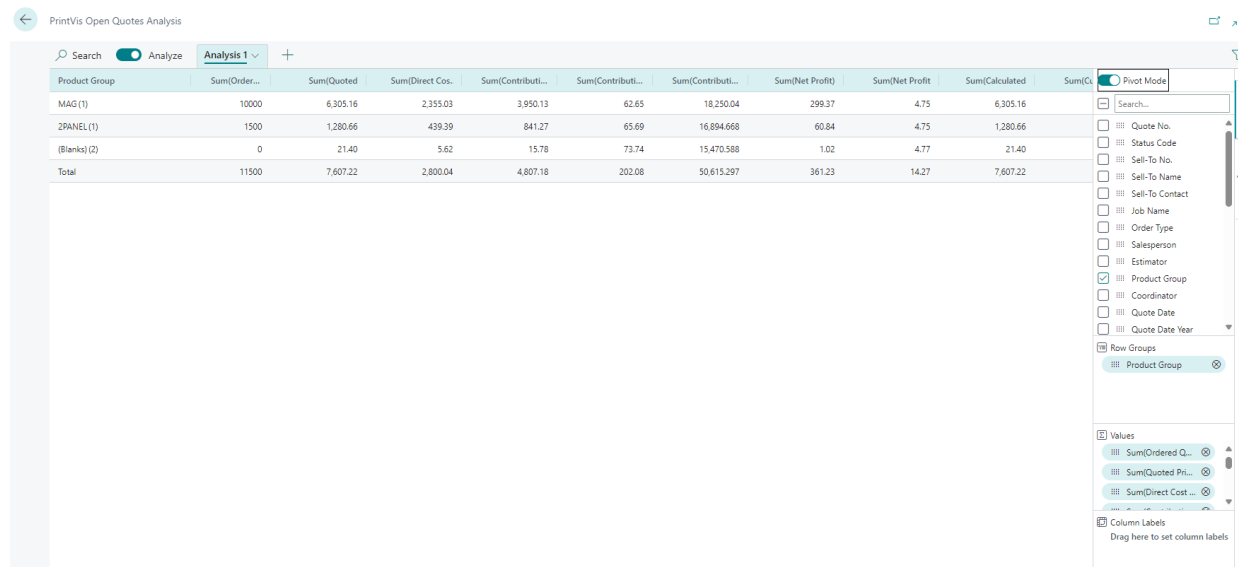
Search "PrintVis analysis" and the 5 pages will appear.

- Open Quotes
- Rejected Quotes
- Job Costing
- Case Conversion (evaluation of cases that have quotes but not orders)
- Case Complexity (evaluation based on the number of calculation detail lines per quote)



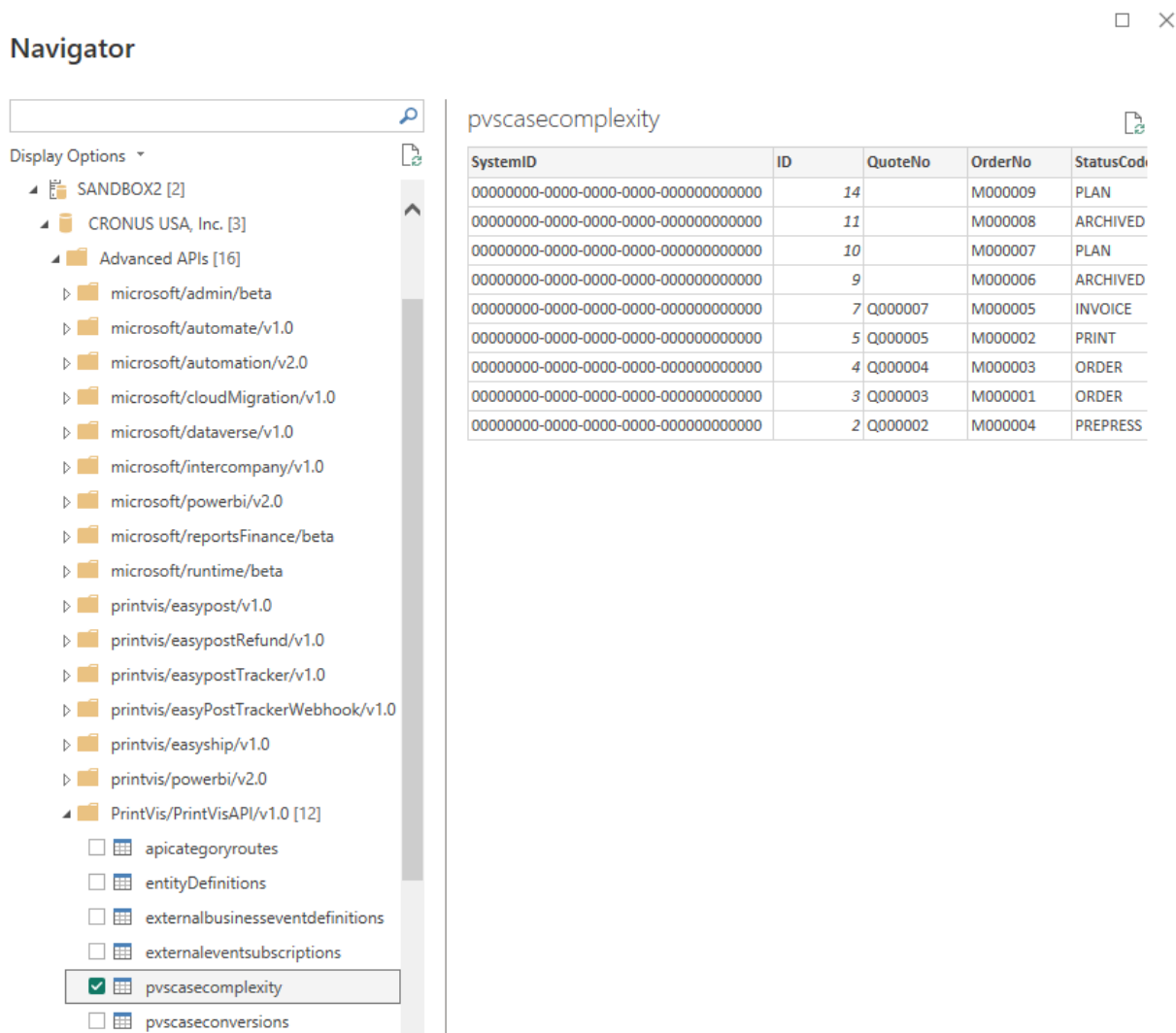
Quote No.	Salesperson	Estimator	Coordinator	Quote Date	Ordered Quantity	Quoted Price	Direct Cost Calculated	Contribution Margin Quoted	Contribution Margin % Quoted	Contribution Margin/Hour Quoted	Net Profit	Net Profit %	Calculated Price	Customer Credit Limit	Customer Total Sales (LTD)	Custom
1004-1	SAS	SUPER		4/6/2020	0	0.00	0.00	0.00	0.00	0.00	0.00	0.00	0.00	0.00	0.00	0.00
Q000008	SAS	COC		4/7/2020	10000	6,305.16	2,355.03	3,950.13	62.65	18,250.04	299.37	4.75	6,305.16	0.00	0.00	0.00
Q000006	SAS	COC		4/6/2020	1500	1,280.66	439.39	841.27	65.69	16,894.67	60.84	4.75	1,280.66	0.00	0.00	0.00
Q000001	SAS	COC		4/1/2020	0	21.40	5.62	15.78	73.74	15,470.59	1.02	4.77	21.40	0.00	0.00	0.00

Each page within the analysis displays essential fields tailored to the selected analysis type, such as open quotes by date or job costing by product group, among others. Users have the flexibility to include additional fields using personalization.



Product Group	Sum(Ordered Q...)	Sum(Quoted Price)	Sum(Direct Cos...)	Sum(Contributi...)	Sum(Contributi...)	Sum(Contributi...)	Sum(Net Profit)	Sum(Net Profit)	Sum(Calculated Price)	Sum(C...)
MAG (1)	10000	6,305.16	2,355.03	3,950.13	62.65	18,250.04	299.37	4.75	6,305.16	
2PANEL (1)	1500	1,280.66	439.39	841.27	65.69	16,894.668	60.84	4.75	1,280.66	
(Blanks) (2)	0	21.40	5.62	15.78	73.74	15,470.588	1.02	4.77	21.40	
Total	11500	7,607.22	2,800.04	4,807.18	202.08	50,615.297	361.23	14.27	7,607.22	

Filters can be applied to narrow down the data being evaluated, and users can save, duplicate, or share views with colleagues. Additionally, users have the option to seamlessly export the data to Microsoft Excel for further analysis if preferred.



The screenshot shows the Power BI Navigator interface. On the left, a tree view under 'Display Options' shows a folder 'PrintVis/PrintVisAPI/v1.0' with 12 sub-items. The 'pvscasecomplexity' item is selected and highlighted. On the right, a table titled 'pvscasecomplexity' displays data with columns: SystemID, ID, QuoteNo, OrderNo, and StatusCod. The table contains 10 rows of data.

SystemID	ID	QuoteNo	OrderNo	StatusCod
00000000-0000-0000-0000-000000000000	14		M000009	PLAN
00000000-0000-0000-0000-000000000000	11		M000008	ARCHIVED
00000000-0000-0000-0000-000000000000	10		M000007	PLAN
00000000-0000-0000-0000-000000000000	9		M000006	ARCHIVED
00000000-0000-0000-0000-000000000000	7	Q000007	M000005	INVOICE
00000000-0000-0000-0000-000000000000	5	Q000005	M000002	PRINT
00000000-0000-0000-0000-000000000000	4	Q000004	M000003	ORDER
00000000-0000-0000-0000-000000000000	3	Q000003	M000001	ORDER
00000000-0000-0000-0000-000000000000	2	Q000002	M000004	PREPRESS

Figure 1 API pvscasecomplexity in Power BI

These analysis pages and APIs not only enhance decision-making processes but also facilitate continuous improvement in print companies by providing comprehensive insights and collaborative analysis among users.

nShift Version 2.0

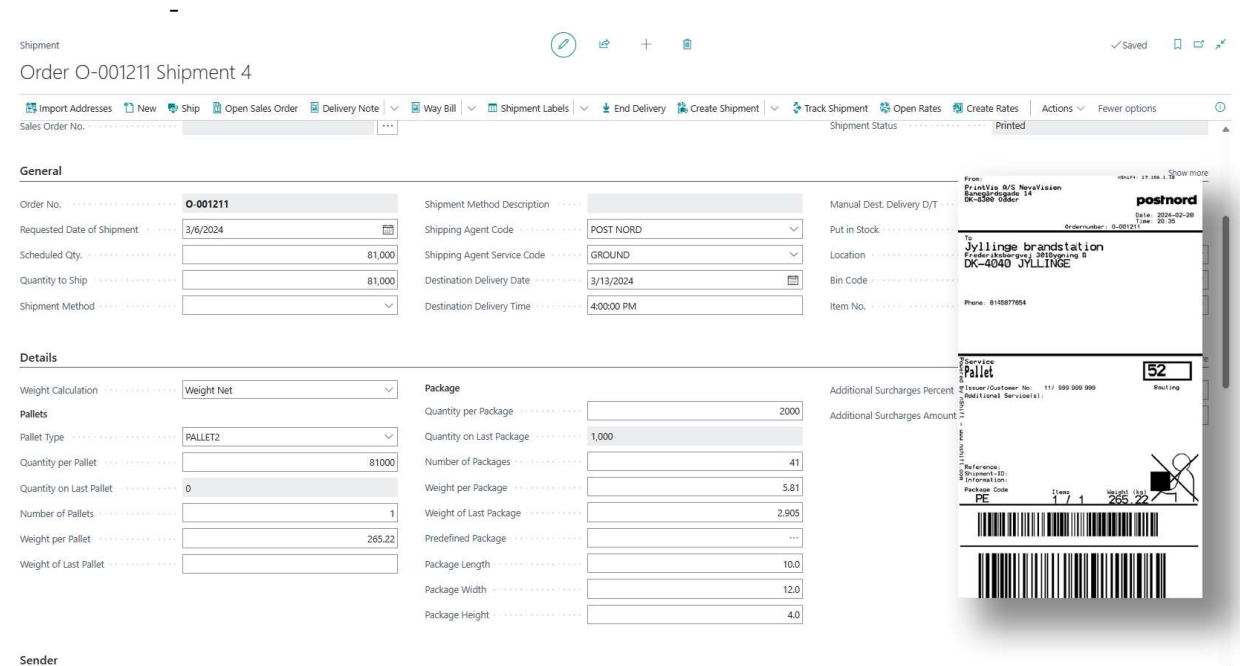
Since PrintVis 21 we've integrated with the popular Scandinavian delivery management solution [nShift](#).

Connecting with over 1000 carriers throughout Europe, nShift allows merchants of all sizes to streamline processes, reduce costs, and improve their customer experience with a standard system on a SaaS platform.

In PrintVis 23, we have expanded our integration with the [nShift Delivery](#) module and introduced a similar integration with the [nShift Ship](#) module, offering enhanced functionality to streamline shipping operations. Key improvements include:

- The ability to designate a sender ("from") address different from the default address associated with your company. This feature is particularly beneficial for organizations with multiple facilities.
- Users can now specify additional sender addresses, including locations of subcontractors, as the point of departure for shipments.
- The sender address information is automatically included on the shipping labels generated within the system.
- Location recognition functionality allows the system to identify different sender addresses based on the location of the last Cost Center used in production. This feature is especially valuable for companies with multiple facilities or departments, such as a print finishing department situated in a separate location nearby.

These enhancements aim to provide greater flexibility and efficiency in managing shipping processes, catering to the diverse needs of businesses with multiple facilities or subcontractor arrangements.



Easy to work with, the nShift/PrintVis integration provides:

- Automated creation of a nShift Waybill directly from the PV Shipment Card with a simple button push.
- Flexibility to edit and export the Waybill to nShift as needed.
- Optional receipt of a "Track'n Trace" number from nShift, which can be linked back to the PrintVis Shipment (nShift Delivery only)
- Ability to generate multiple waybills for all or selected shipments associated with a PV Job.
- Convenient feature to resubmit waybill data to nShift in case of updates or issues such as label printer jams.
- Capability to manually create waybills not directly tied to PrintVis Shipments, providing versatility in handling various shipment scenarios.

Report Setup Updates

For PV23 we have significantly enhanced the PrintVis Report Setup, which was introduced in PV22 as a necessary replacement for PrintVis Document Management.




The improvements include:













- Enhanced page layout for field setup, designed to improve ease of use and streamline the configuration process.
- Expanded range of data types, offering greater data availability out-of-the-box. Users can now read data from various sources. New sources are:
 - Case Description
 - External Description
 - Internal Description
 - Merge Codes
 - Inks from Job Color table

This expansion results in a total of 20 data types, a substantial increase from the previous four.



- These types/sections can be placed individually in the layout of the report if a document with more of a "form layout" is desired.
- Improved options for reading data from estimates, particularly for sheet-related and non-sheet related calculation units.





- Expanded selection of available reports, including PrintVis Case Report 1-5 and PrintVis Purchase Order.
- Ability to edit the output text before it is displayed in the report and saved as PDF file.
- Ability to save the report file as Word document.

PrintVis Report Setup ✓ Saved   




 Search
  New
  Edit List
  Delete
  Edit
  View
  Usage
  Copy
  Create Default
   

Code ↑ ▼	Description	Report Type
→ STANDARD ORDER	PrintVis Standard Order	PrintVis Order Confirmation
STANDARD QUOTE	PrintVis Standard Quote	PrintVis Quote
STD TRANSLATION	PrintVis Standard Quote	PrintVis Quote

PrintVis Case Report Setup ✓ Saved  

STANDARD ORDER

 Usage
  Copy
  Create Default

General

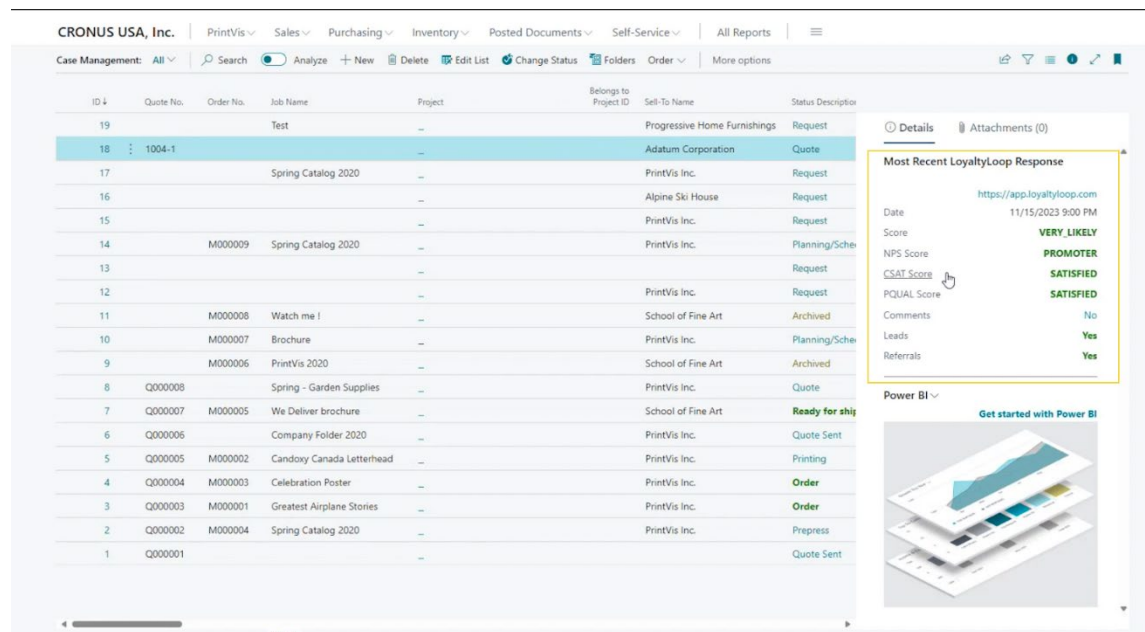
Code	<input type="text" value="STANDARD ORDER"/>	Folder Group Code	<input type="text" value="TEST"/> ...
Description	<input type="text" value="PrintVis Standard Order"/>	Folder ID	<input type="text" value="20000"/> ...
Report Type	<input type="text" value="PrintVis Order Confirmation"/> ▼	Report Filename	<input type="text" value="OrderC"/>
Job Item Loop	<input type="text" value="Group"/> ▼	Report Format	<input type="text" value="PDF"/> ▼
Job Filter	<input type="text" value="Active Order"/> ▼		

LoyaltyLoop Integration

PrintVis 23 includes a new integration with [LoyaltyLoop](#), which is a customer feedback and loyalty platform designed to help businesses gather customer feedback, improve customer satisfaction, and increase customer retention.

LoyaltyLoop offers features such as customizable surveys, automated feedback collection, reputation management, and customer insights. It also provides tools for managing online reviews and testimonials, as well as monitoring customer sentiment and trends over time.

Once set up in PrintVis, Case data is sent to LoyaltyLoop when triggered by a status change. Response data from LoyaltyLoop is then returned to PrintVis via a job queue, and made visible in Factbox areas for the Customer, Contact and Case cards.

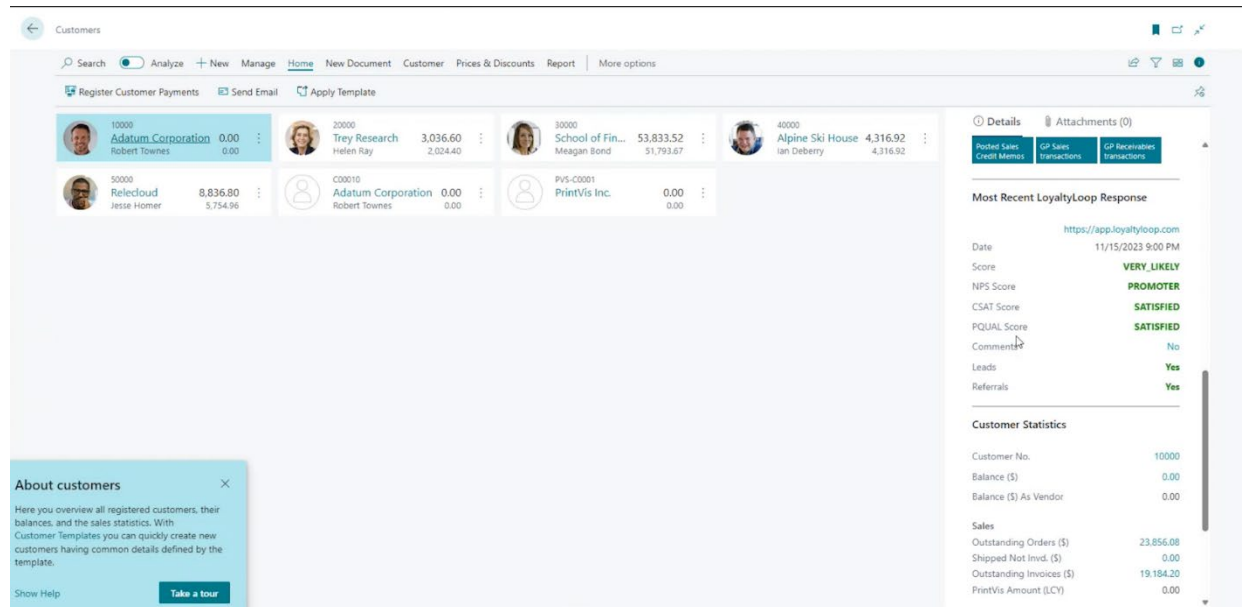


The screenshot displays the PrintVis interface for CRONUS USA, Inc. The main area shows a table of cases with columns for ID, Quote No., Order No., Job Name, Project, Belongs to Project ID, Sell-To Name, and Status Description. Case 18 (ID 1004-1) is highlighted. A factbox for this case shows the 'Most Recent LoyaltyLoop Response' with the following details:

Field	Value
Date	11/15/2023 9:00 PM
Score	VERY LIKELY
NPS Score	PROMOTER
CSAT Score	SATISFIED
PQUAL Score	SATISFIED
Comments	No
Leads	Yes
Referrals	Yes

Once the case moves to the Status Code with the LoyaltyLoop checkbox enabled, the specified Case data is automatically transmitted to LoyaltyLoop. This includes full contact details such as the sell-to email, name, organizational level, company name, address and phone, as well as PrintVis Case details, such as the Coordinator, Salesperson, Order number and Type, the job name and more.

LoyaltyLoop measures the data and provides different score types as metrics (Net Promoter Score (NPS), Customer Satisfaction Score (CSAT) and Product Quality Score (PQUAL)). It returns actionable data which can include customer comments, "leads" (other products of yours in which they show an interest), and "referrals" (potential new customers interested in your products or services).



This comprehensive feedback loop empowers businesses to make informed decisions and take strategic actions to enhance customer relationships and drive growth.

Adjusting Labor Job Costing Entries

The Job Costing Journal associated with a Case can now be conveniently accessed and edited directly from the Hour Entries page for that specific Case.

Users with permission can modify essential details such as the Posting Date, Resource Code, Quantity, Hours, and Cost Center within this interface. Moreover, a tick box feature is available to indicate if the entry has been edited.

Any adjustments made are reflected in real-time. This enhancement proves especially beneficial for addressing common errors like forgetting to clock out of a job, enhancing overall efficiency and accuracy in Job Costing management.

Finished Goods Page Updates

Previously, in PrintVis, users could only release a single finished good item at a time for an order. However, PrintVis 23 has been updated to allow users to post multiple, different finished good items for an order in a single process.

This enables more efficient handling of finished goods release processes, accommodating common scenarios where multiple items need to be posted simultaneously for a single order.

Translations

The app is available in English (United States, Canada, Great Britain, Australia, New Zealand), German (Germany, Austria, Switzerland), Danish, Swedish, Norwegian, Dutch, Spanish, French and Italian.

Demo Databases

- PrintVis Unlimited
- PrintVis Inc.
- PrintVis Bindery
- PrintVis Label
- PrintVis Newspaper
- PrintVis Packaging
- PrintVis JDF Unlimited

Mission Statement

PrintVis strives to offer the most precise, innovative and unique IT system for graphics companies worldwide. We are constantly developing and improving PrintVis, and we never stray from our high standards. Our PrintVis product is and remains a standard system, to ensure that our customers can evolve with the system as the surrounding world evolves. Our mission is simply for PrintVis to be the preferred operating system for graphics companies across the planet.



[Visit us @ PrintVis.com](http://PrintVis.com)