



STTH803D/G

HIGH FREQUENCY SECONDARY RECTIFIER

MAJOR PRODUCTS CHARACTERISTICS

| | |
|----------------------------|---------------|
| I_{F(AV)} | 8 A |
| V_{RRM} | 300 V |
| T_j (max) | 175 °C |
| V_F (max) | 1 V |
| trr (max) | 35 ns |

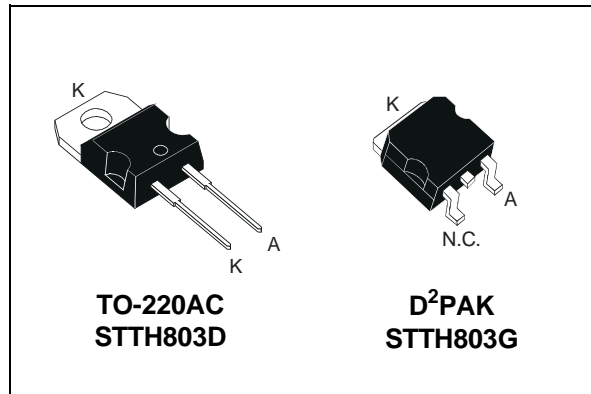
FEATURES AND BENEFITS

- COMBINES HIGHEST RECOVERY AND REVERSE VOLTAGE PERFORMANCE
- ULTRA-FAST, SOFT AND NOISE-FREE RECOVERY

DESCRIPTION

Single Fast Recovery Epitaxial Diode suited for Switch Mode Power Supply and high frequency DC/DC converters.

Packaged in TO-220AC or D²PAK this device is especially intended for secondary rectification.



ABSOLUTE RATINGS (limiting values)

| Symbol | Parameter | | Value | Unit |
|---------------------|--|-----------------------------------|----------|------|
| V _{RRM} | Repetitive peak reverse voltage | | 300 | V |
| I _{F(RMS)} | RMS forward current | | 20 | A |
| I _{F(AV)} | Average forward current | T _c = 150°C δ = 0.5 | 8 | A |
| I _{FSM} | Surge non repetitive forward current | t _p = 10 ms sinusoidal | 100 | A |
| I _{RSM} | Non repetitive avalanche current | t _p = 20 μs square | 4 | A |
| T _{stg} | Storage temperature range | | -65 +175 | °C |
| T _j | Maximum operating junction temperature | | + 175 | °C |

STTH803D/G

THERMAL RESISTANCES

| Symbol | Parameter | Value | Unit |
|---------------|------------------|-------|------|
| $R_{th(j-c)}$ | Junction to case | 2.5 | °C/W |

STATIC ELECTRICAL CHARACTERISTICS (per diode)

| Symbol | Parameter | Tests conditions | | Min. | Typ. | Max. | Unit |
|------------|-------------------------|----------------------|---------------------------|------|------|------|---------------|
| I_R^* | Reverse leakage current | $V_R = 300\text{ V}$ | $T_j = 25^\circ\text{C}$ | | | 20 | μA |
| | | | $T_j = 125^\circ\text{C}$ | | 20 | 200 | |
| V_F^{**} | Forward voltage drop | $I_F = 8\text{ A}$ | $T_j = 25^\circ\text{C}$ | | | 1.25 | V |
| | | $I_F = 8\text{ A}$ | $T_j = 125^\circ\text{C}$ | | 0.85 | 1 | |

Pulse test : * $t_p = 5\text{ ms}$, $\delta < 2\%$

** $t_p = 380\text{ }\mu\text{s}$, $\delta < 2\%$

To evaluate the maximum conduction losses use the following equation :

$$P = 0.75 \times I_{F(AV)} + 0.031 I_{F(RMS)}^2$$

RECOVERY CHARACTERISTICS

| Symbol | Tests conditions | | | Min. | Typ. | Max. | Unit |
|--------------|--------------------------------------|--------------------------------------|--|---------------------------|------|------|------|
| trr | $I_F = 0.5\text{ A}$ | $I_{rr} = 0.25\text{ A}$ | $I_R = 1\text{ A}$ | $T_j = 25^\circ\text{C}$ | | 25 | ns |
| | $I_F = 1\text{ A}$ | $di_F/dt = -50\text{ A}/\mu\text{s}$ | $V_R = 30\text{ V}$ | | | | |
| tfr | $I_F = 8\text{ A}$ | $di_F/dt = 100\text{ A}/\mu\text{s}$ | $V_{FR} = 1.1 \times V_F \text{ max.}$ | $T_j = 25^\circ\text{C}$ | | 200 | ns |
| V_{FP} | | | | $T_j = 25^\circ\text{C}$ | | 3.5 | V |
| S_{factor} | $V_{CC} = 200\text{ V}$ | $I_F = 8\text{ A}$ | | $T_j = 125^\circ\text{C}$ | 0.3 | 8 | - |
| I_{RM} | $di_F/dt = 200\text{ A}/\mu\text{s}$ | | | | | | A |

Fig. 1: Conduction losses versus average current.

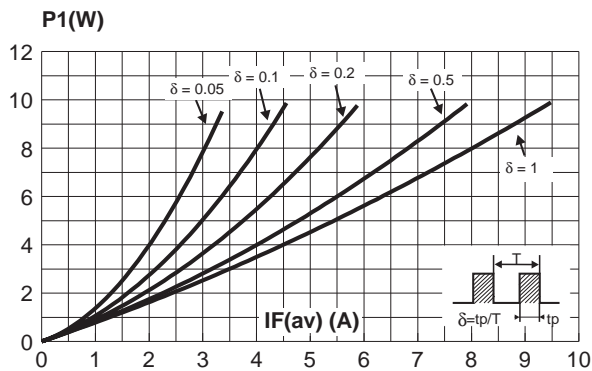


Fig. 2: Forward voltage drop versus forward current (maximum values).

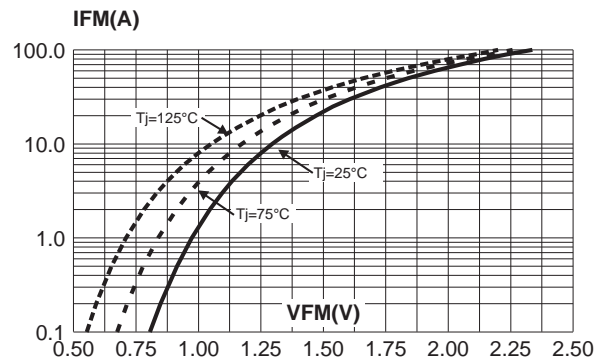


Fig. 3: Relative variation of thermal impedance junction to case versus pulse duration.

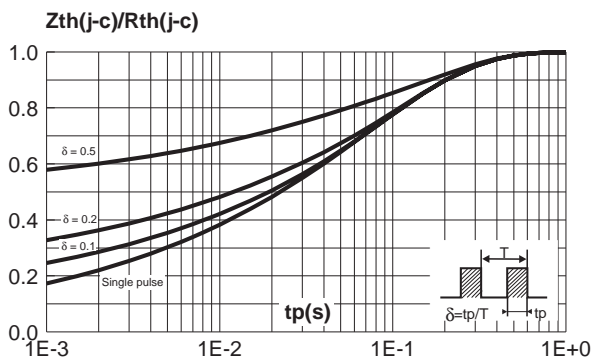


Fig. 4: Peak reverse recovery current versus dIF/dt (90% confidence).

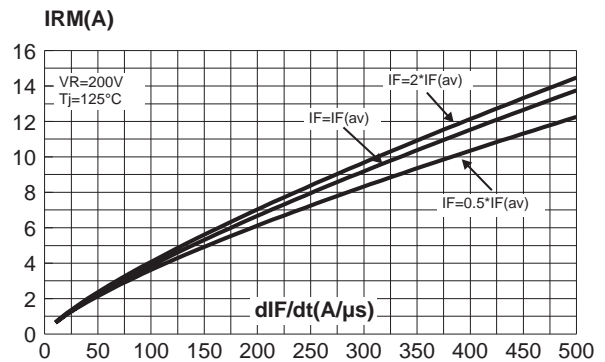


Fig. 5: Reverse recovery time versus dIF/dt (90% confidence).

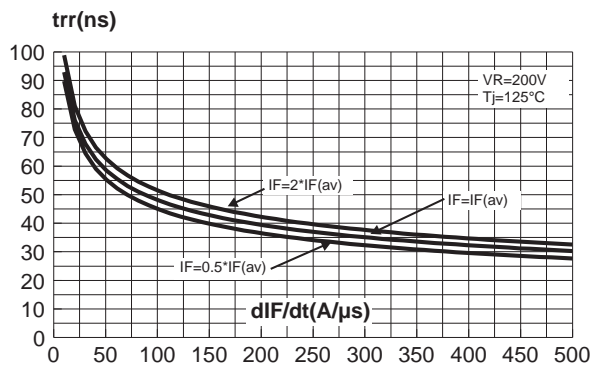
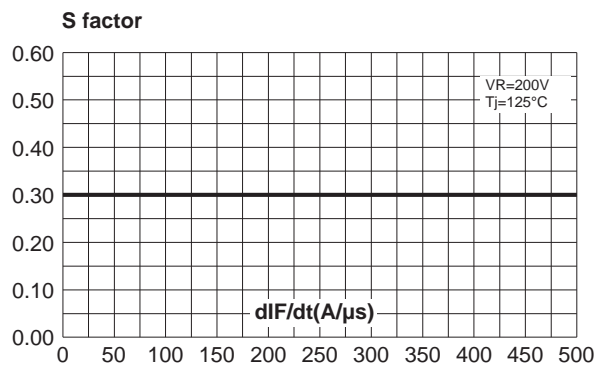


Fig. 6: Softness factor versus dIF/dt (typical values).



STTH803D/G

Fig. 7: Relative variation of dynamic parameters versus junction temperature (reference: $T_j = 125^\circ\text{C}$).

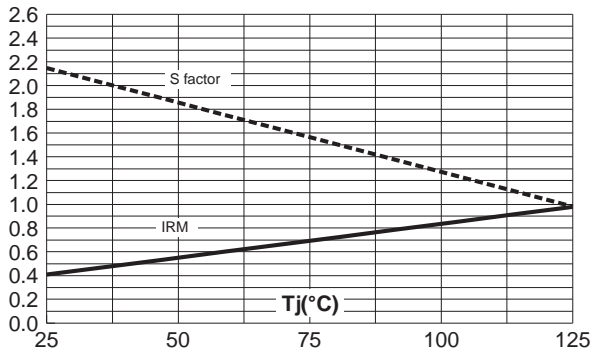


Fig. 8: Transient peak forward voltage versus dI_F/dt (90% confidence).

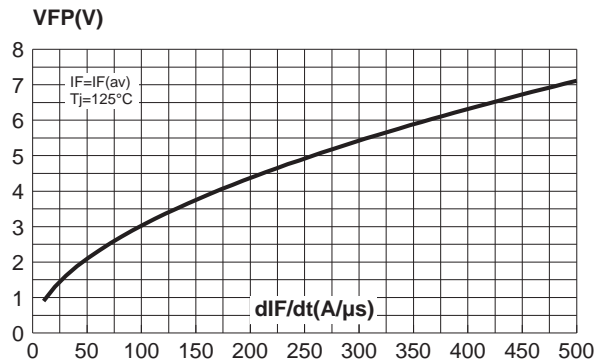
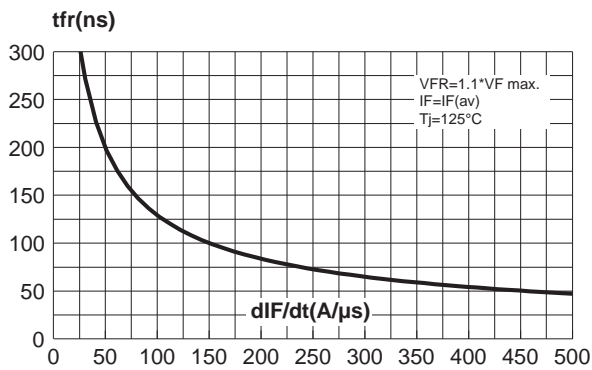
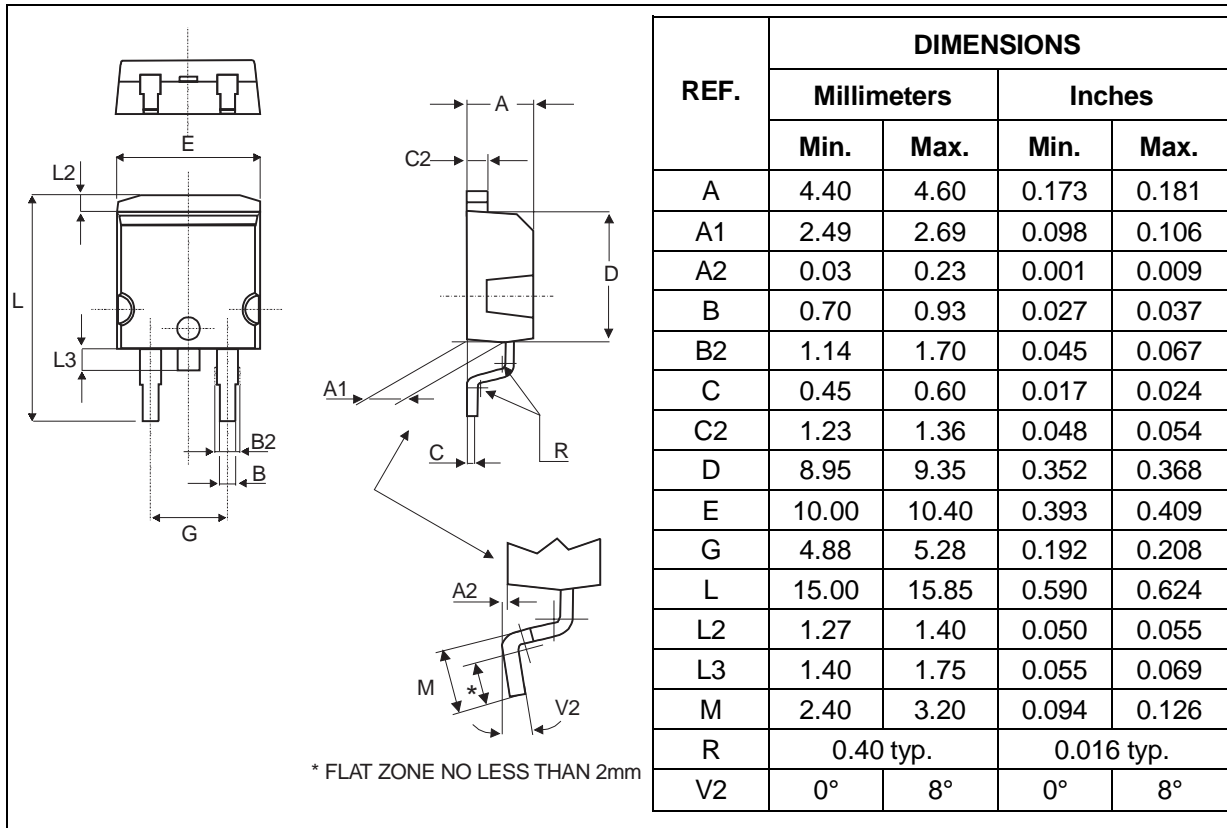


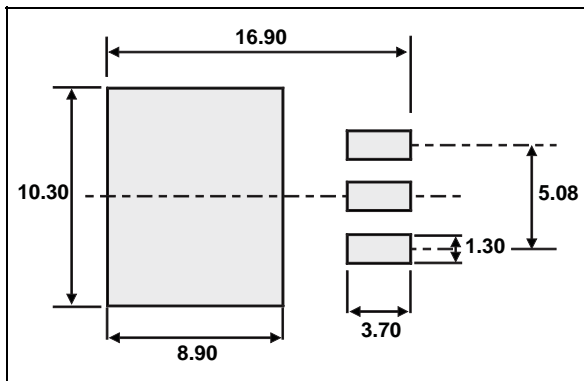
Fig. 9: Forward recovery time versus dI_F/dt (90% confidence).



PACKAGE MECHANICAL DATA
D²PAK

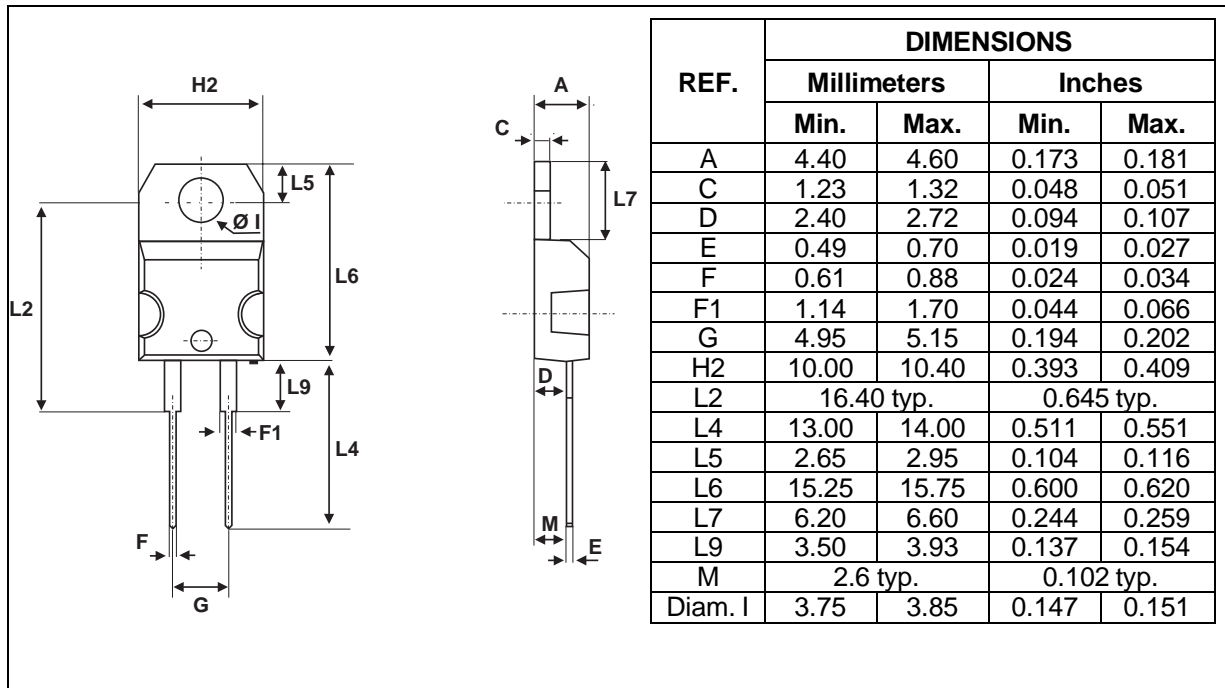


FOOT PRINT DIMENSIONS (in millimeters)
D²PAK



STTH803D/G

PACKAGE MECHANICAL DATA TO-220AC



| Ordering code | Marking | Package | Weight | Base qty | Delivery mode |
|---------------|----------|--------------------|--------|----------|---------------|
| STTH803D | STTH803D | TO-220AC | 1.86g | 50 | Tube |
| STTH803G | STTH803G | D ² PAK | 1.48g | 50 | Tube |

- Cooling method: by conduction (C)
- Recommended torque value (TO-220AC): 0.55 N.m.
- Maximum torque value (TO-220AC): 0.70 N.m.
- Epoxy meets UL 94,V0

Information furnished is believed to be accurate and reliable. However, STMicroelectronics assumes no responsibility for the consequences of use of such information nor for any infringement of patents or other rights of third parties which may result from its use. No license is granted by implication or otherwise under any patent or patent rights of STMicroelectronics. Specifications mentioned in this publication are subject to change without notice. This publication supersedes and replaces all information previously supplied. STMicroelectronics products are not authorized for use as critical components in life support devices or systems without express written approval of STMicroelectronics.

The ST logo is a registered trademark of STMicroelectronics

© 1999 STMicroelectronics - Printed in Italy - All rights reserved.

STMicroelectronics GROUP OF COMPANIES

Australia - Brazil - China - Finland - France - Germany - Hong Kong - India - Italy - Japan - Malaysia
Malta - Morocco - Singapore - Spain - Sweden - Switzerland - United Kingdom - U.S.A.

<http://www.st.com>

Copyright © Each Manufacturing Company.

All Datasheets cannot be modified without permission.

This datasheet has been download from :

www.AllDataSheet.com

100% Free DataSheet Search Site.

Free Download.

No Register.

Fast Search System.

www.AllDataSheet.com