


ΛΟΔΛCi

web service ui

USER INTERFACE MANUAL



Description

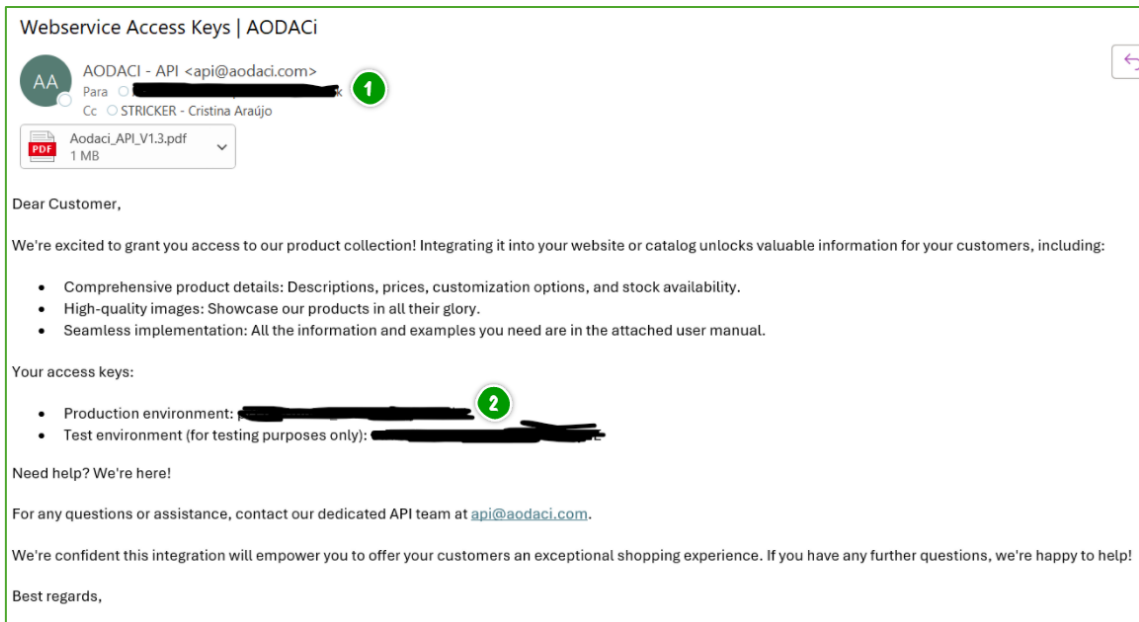
The following manual details a step by step guide on how to download the list of products, printing information, prices, stocks and all other relevant information to integrate on AODACi's Customers websites.

Currently AODACi has 2 alternative methods of integrating their products in a Customer's website:

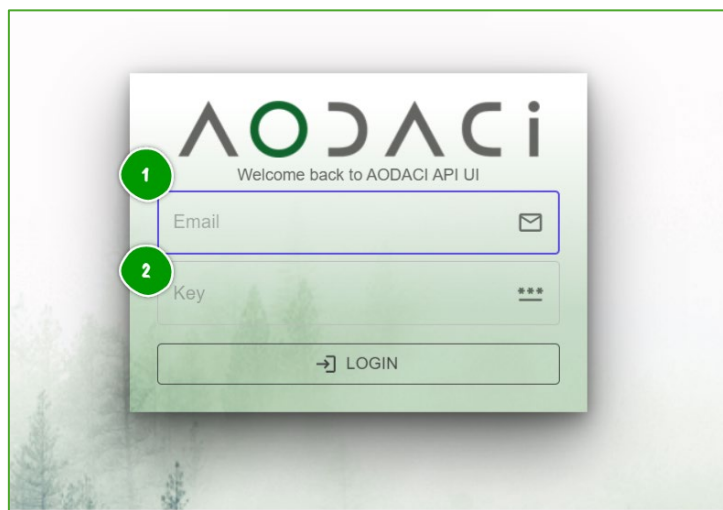
- > One of these methods can currently be found at a manual named "AODACI_API_V1.3.pdf", which can be obtained upon request, and it's aimed at software engineers or IT teams. It consists of easily and rapidly extracting an XML, JSON or any other available data format on API's endpoint to integrate AODACi's webservice. IT technicians who would like to have access to this document please contact your Account Manager;
- > The other method can be found in this manual and is aimed at the regular Customers who want to integrate AODACi's products on their website without any technical complexity. Customers merely have to access <https://aodaciapiui.aodaci.com/> and use the webservice access keys sent to their e-mail to log in and chose the appropriate files they're interested in.

The section below details the steps Customer can follow to integrate our products.

- > **Step 1:** Access <https://aodaciapiui.aodaci.com/>;
- > **Step 2:** Log in using the e-mail where you have received your Webservice Access Keys as username and use the Production Environment key as your password. The print below may help you better understand how to get your credentials to log in:



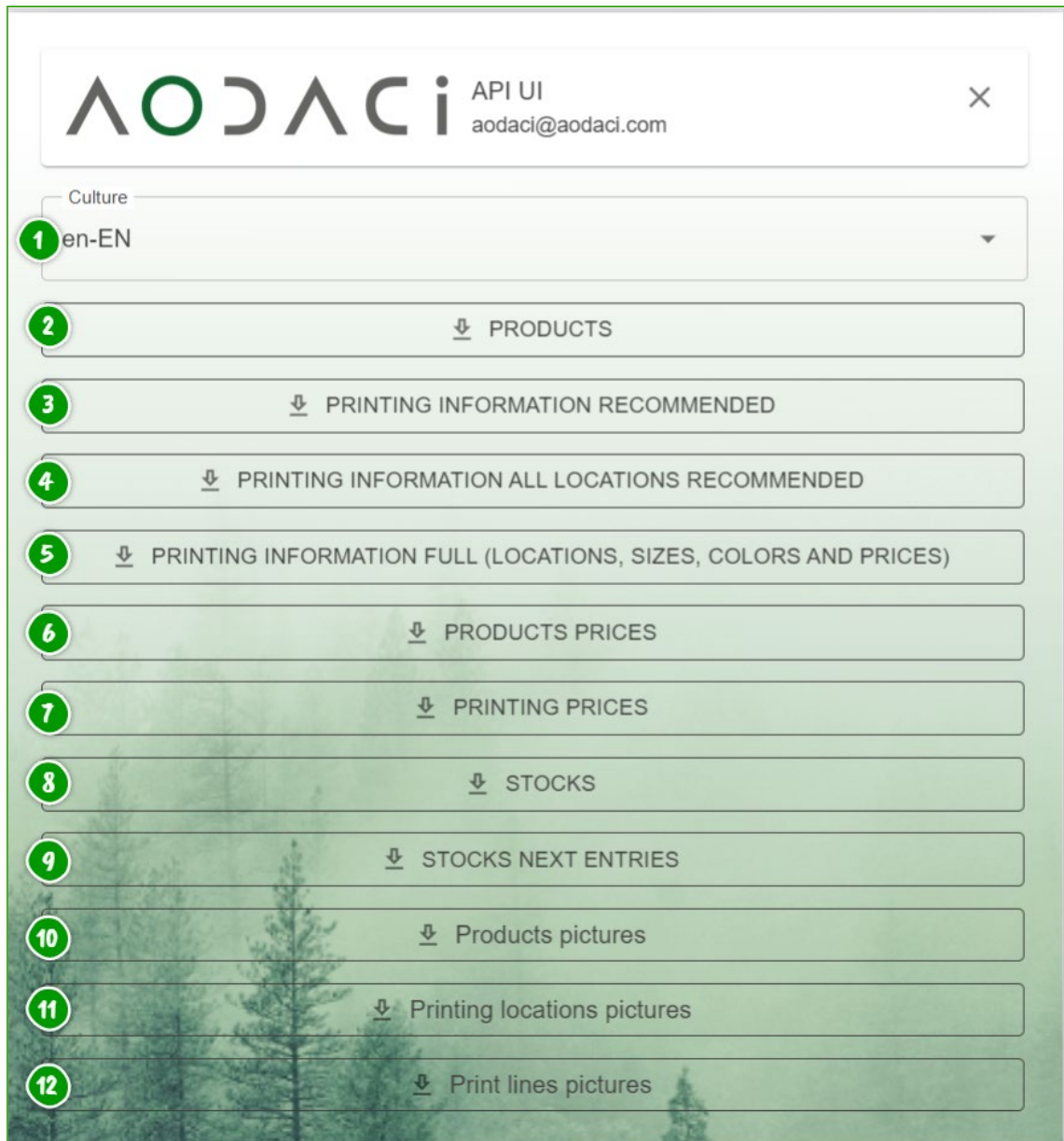
AODACi has sent you an e-mail similar to the one above with the subject “Webservice Access Keys | AODACi” to an e-mail address belonging to you. Use the same e-mail address as your login e-mail (bullet point 1) and the corresponding password, which is the Production Environment Access Key (bullet point 2).



If you have never received your Webservice Access Keys please contact your Account Manager at Paul Stricker.

Step 3 – Upon logging in chose in which culture (idiom) you desire your data to be in and chose the relevant data you want to download

The information in this document is confidential and intended solely for the use of the individual or entity to whom it is addressed. If you are not the intended recipient, please be advised that any unauthorized use, disclosure, copying, or distribution of this information is strictly prohibited. Please notify the sender immediately and delete the original document. The AODACi team thanks you.



1. **Culture** – Allows you to select the idiom of your data;
2. **Products** – Contains excel sheet (xlsx) with list of Product's SKU, name, descriptions, dimensions and other relevant characteristics;
3. **Printing Information Recommended** – Contains excel sheet (xlsx) with list of printing codes, recommended locations, recommended techniques, recommended dimensions and other relevant printing information sorted by Product Code and Name;
4. **Printing Information All Locations Recommended** – Contains excel sheet (xlsx) with list of printing codes, recommended locations, recommended techniques, recommended dimensions and other relevant printing information sorted by Product Code and SKU;

The information in this document is confidential and intended solely for the use of the individual or entity to whom it is addressed. If you are not the intended recipient, please be advised that any unauthorized use, disclosure, copying, or distribution of this information is strictly prohibited. Please notify the sender immediately and delete the original document. The AODACi team thanks you.

5. **Printing Information Full (Locations, Sizes, Colors and Prices)** – Contains excel sheet (xlsx) with list of print codes, locations, techniques, prices and other relevant information sorted by Product Code, SKU and Name.
6. **Product Prices** – Contains excel sheet (xlsx) with list of Product prices and relevant quantities;
7. **Printing Prices** – Contains excel sheet (xlsx) with list of printing prices and relevant quantities and sizes;
8. **Stocks** – Contains excel sheet (xlsx) with list of current available stocks;
9. **Stock Next Entries** – Contains excel sheet (xlsx) with list of expected dates and quantities of new stock arrival for each product SKU;
10. **Product Pictures** – Contains ZIP file with all the JPG format pictures of AODACi's products;
11. **Printing Location Pictures** – Contains ZIP file with all the JPG format pictures of all of AODACi's possible printing locations;
12. **Print Line Pictures** – Contains ZIP file with all the JPG format pictures of all AODACi's possible print lines.