

Playlist Manager

v4.4

Universal, for macOS 11.0+/Music v1.1+
Find more free AppleScripts
and info on writing your own
at dougscripts.com.

The Music app only allows one playlist to be selected at a time. This applet can perform common useful tasks on a multiple selection of playlists: playlist title renaming (add text, remove text, search and replace text); duplicate, delete, export, move to Playlist Folder and merge playlists and more.

Universal, for macOS 11 and later only.

This app is free to try full-featured in Demo Mode. While in Demo Mode, only up to 10 playlists can be manipulated per launch. If you like it you can purchase a code for \$2.99 which will unlock the Demo Mode limitation. Launch the app and click "Register..." in its File menu to make an in-app purchase through PayPal.

Installation:

This script, "Playlist Manager", is an **AppleScript applet** and can be run by double-clicking its icon in the Finder. Thus, it can be installed anywhere you find it convenient to access. However, it is probably best accessed from the Script menu of the Music app, from where it can be launched by clicking its name.

To make an AppleScript available in your **Music** Script menu, install it in the Music "Scripts" folder. This is located at `[user name] / Library / Music / Scripts /`. **Music** will

look for AppleScripts in this folder.

*The user Library directory may be hidden by default. To make it visible, hold down the Option key on your keyboard and select **Go > Library** from the Finder.*

If the `[user name] / Library /` folder does not contain the "Music" folder or "Scripts" folder, then create them and put the script in the "Scripts" folder. AppleScripts will then appear in the Music app's Script menu, and can be activated by selecting by name and clicking.

Security & Privacy Settings

During operation, this script may need access to "System Events", an Accessibility application that can be controlled by AppleScript. Controlling "System Events" will enable the script to push buttons, click menu items and perform other interface-related actions—purely related to its essential operation only. When the script is launched for the first time an alert will ask you to toggle a setting in the *System Settings > Security & Privacy > Accessibility* panel. Toggle on the switch next to this script's name in the list. You may be asked to enter your password in order to make changes. Dismiss System Preferences. Because this will interrupt the first launch of the script, you will need to launch it again.

Be sure to also save this Read Me document in a safe and convenient place.

See the online [Download FAQ](#) for more info and video on downloading and installing AppleScripts.

How to use:

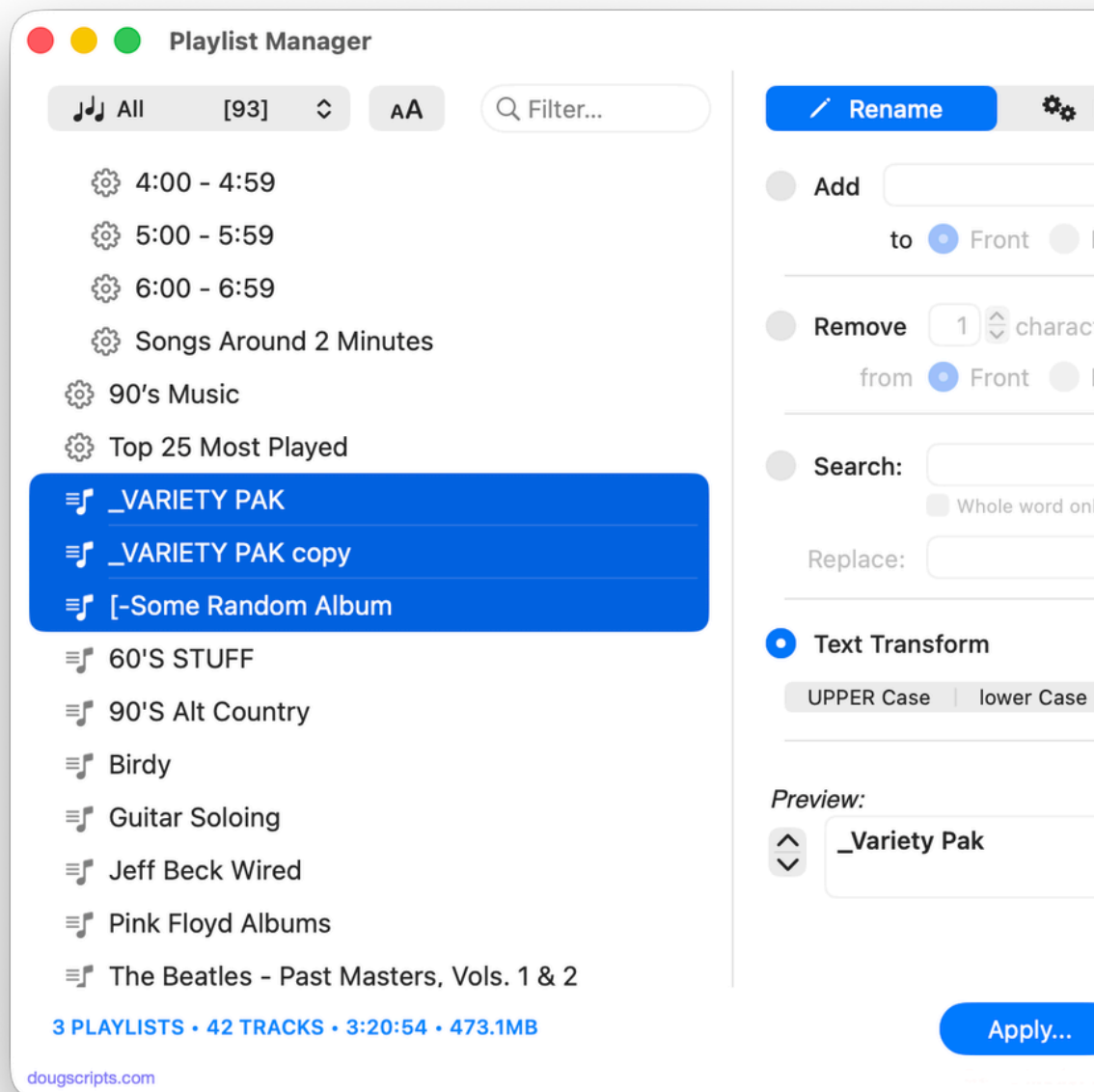
Launch the script by clicking its name in the Music app's Script menu. The script will display a list of Folder, Genius, Smart and regular playlists.

The list of playlists can be narrowed down by entering text in the **Filter... field** located above the list of playlists.

- Double-click a single playlist's name in the list to reveal it in the Music app.

Tools are grouped under three Tabs:

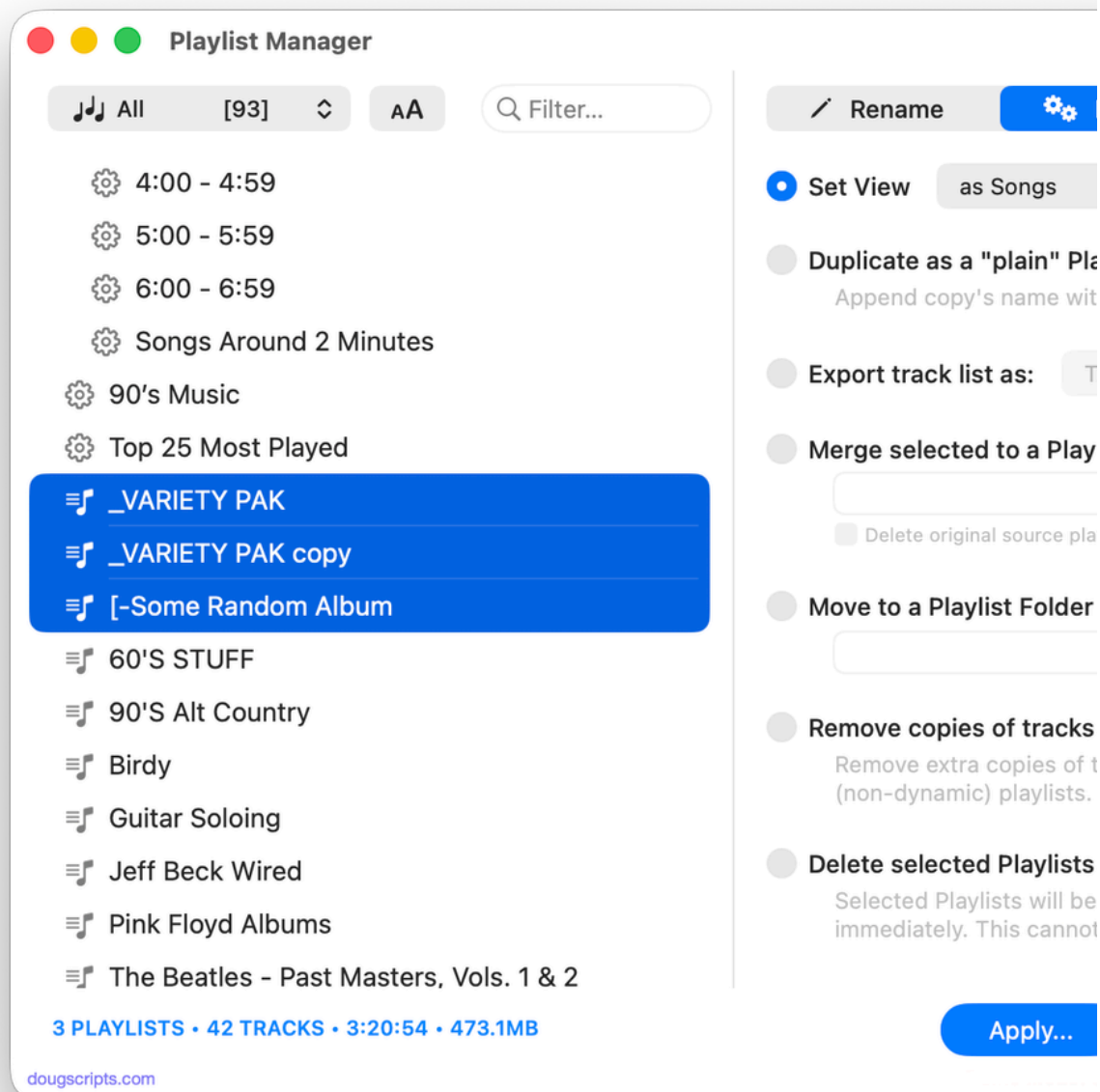
Rename Tab



- **Add** Text to Front or Back - append entered text to the beginning or at the end of the selected playlist names.
- **Remove** Text from Front or Back - remove a number of text characters from the beginning or from the end of the selected playlist names.
- **Search & Replace** Text - search for and replace text in each playlist name.
- **Text Transform** - Change the case of the text in the name of the selected playlists.

- *Preview* - a live-updating preview of how each selected playlist name will be renamed.

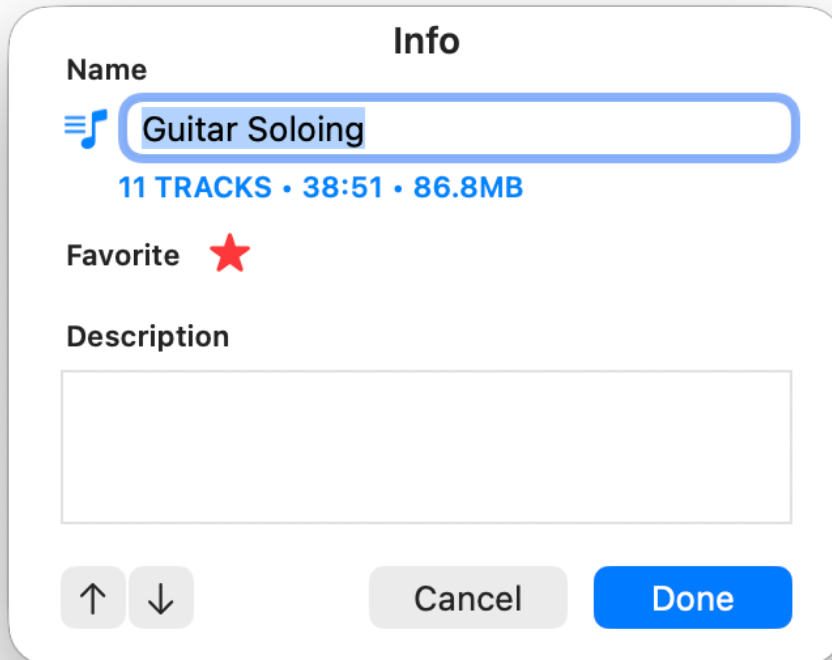
Manipulate Tab



- **Set View** - each selected playlist's View in the Music app will be set to the choice from the popup.

- **Duplicate as "plain" Playlist** - make a copy of **each** selected playlist (including its tracks, of course), optionally appending new text to each new playlist name.
- **Export track list as:** - export each selected playlist as a text, CSV or M3U file listing its tracks (artist, album, song title, etc).
- **Merge aselected to a new Playlist named:** - merge the tracks in the selected playlists to a **new playlist** with option to delete the source playlists.
- **Move to a Playlist Folder named:** - move the selected playlists to a **new or existing** Playlist Folder.
- **Remove copies of tracks** - removes superfluous copies of tracks that may have been added to a playlist so that only one of them remains. This operation only works with non-dynamic playlists; that is, regular playlists created by the user. Dynamic playlists will likely just add the deleted tracks *back*.
- **Delete selected Playlists** - delete the selected playlists; their tracks will remain in the library. **If a selected playlist is a Playlist Folder then any playlists it contains will also be deleted.**

Edit Info



The **name**, **description** and **favorited** properties of one or more selected playlists can be edited by clicking *File > Edit Info* or by pressing Command-I. Playlist Folder descriptions cannot be edited; don't know why it is.

Notes:

- **“Dead” tracks will cause problems with some tools.** You should resolve dead track issues by either making the files of dead tracks available or by removing the dead tracks from the Music app.
- A **Playlist Folder** can only be selected in the list if its contents is **collapsed**. Collapsing a **Playlist Folder** will de-select any of its contents that may be selected.
- Apple Music Playlists are ignored. It's probably not a good idea to try to manipulate these.
- A **playlist list refresh** can be done anytime by selecting "Refresh" from the script's

File menu or by pressing **Command-R**. This will be useful if you make changes to playlists in the Music app while the applet is active—the only time the script may *automatically* update the list is after an operation.

Helpful Links:

Information and download link for this script is located at:

<https://dougscripsts.com/itunes/scripts/ss.php?sp=mxplaylistmanager>

If you have any trouble with this script, please email me.

My name is Doug Adams

support@dougscripsts.com

Click on the underlined URL text:

- [Doug's AppleScripts - dougscripsts.com](https://dougscripsts.com)
- [Assign Shortcut Keys to AppleScripts](#)
- [Doug's RSS Feed](#) - **Recent site news, script additions and updates** (add link to your news reader)
- [30 Most Recent RSS Feed](#) - **Most recent new and updated scripts** (add link to your news reader)

Recent Version History:

v5.0 November 18, 2025

- Accommodations for macOS 26/Tahoe
- Adds Text Transformations
- Adds Set View options
- Adds Remove copies of tracks option
- Adds CSV as an export-as-file option
- Adds "Edit Info" panel to edit names and descriptions
- Preview field larger
- Fixes a number of regressions

v4.4 February 13, 2023

- Maintenance and minor performance fixes
- Accommodations for macOS 13 Ventura

v4.3 January 24, 2022

- Officially compiled as Universal
- Commensurate improvements for M1 Macs
- Fixes issue with "Duplicate" tool
- Minor performance and UI enhancements

v4.2 October 30, 2021

- Removes "Views" tab due to breakage under Music v1.2
- Fixed issue with exporting as M3U when no local file

- Fixed issue with Exporting whereby nothing appeared selected
- Additional accommodation for macOS 12 Monterey
- Minor UI and performance enhancements

v4.1 July 9, 2021

- Initial accommodation for macOS 12 Monterey
- UI enhancements

...

This doc last updated November 11, 2025

This software is released "as-is". By using it or modifying it you agree that its author cannot be held responsible or liable for any tragedies resulting thereof.

AppleScript, iTunes, Music, Apple TV, iPhone, iPad and iPod are registered trademarks of [Apple](#) Inc.