



Columbia County Public **TRANSPORTATION**

BEFORE THE BOARD OF COLUMBIA COUNTY COMMISSIONERS

**In the Matter of Adopting) RESOLUTION 2019-09
The 2020 Budget for
Columbia County Public Transportation)**

WHEREAS, it is in Columbia County Public Transportation’s best interest to establish budgets.

WHEREAS, the Columbia County Public Transportation Board has reviewed the budgets.

IT IS HEREBY RESOLVED BY THE COLUMBIA COUNTY PUBLIC TRANSPORTATION BOARD: that the budgets are hereby approved with expenses totaling \$1,650,559.45

PASSED AND ADOPTED by the Columbia County Public Transportation Board, State of Washington, on this 19th day of December 2019.

**BOARD OF COLUMBIA COUNTY PUBLIC
TRANSPORTATION
COLUMBIA COUNTY, WASHINGTON**

Mike Talbott, Chairman

Charles Amerein, Vice chair


Ryan Rundell

Zach Weatherford

Richard Ells

Attest:

David Ocampo



		19 Budgeted
		26,666.67
		5,870.83


November	2017		2018		2019	
Sales Tax Collection	\$	32,922	\$	26,768	\$	185,888
Fares	\$	9,866	\$	8,324	\$	4,929

Payroll costs	\$	80,909	\$	78,570	\$	88,974
Total expenses	\$	106,019	\$	113,748	\$	136,042
						112,202.81

Fund Balance	\$	651,750	\$	935,193	\$	1,045,171
--------------	----	---------	----	---------	----	-----------

Anticipated grant receivable	\$	255,313
------------------------------	----	---------

Accrued leave liability as of 12/17/2019	59,507
Estimated renewable energy tax credit liability as of 12/01/2019	189,366



TREASURERS REPORT

Fund Totals

Time: 16:44:01 Date: 12/16/2019
Page: 1

11/01/2019 To: 11/30/2019

CCPT
MCAG #: 2850

Fund	Previous Balance	Revenue	Expenditures	Ending Balance	Claims Clearing	Payroll Clearing	Outstanding Deposits	Adjusted Ending Balance
001 General Fund	322,753.52	193,921.73	136,041.51	380,633.74	21,369.25	0.00	-133.00	401,869.99
002 Vanpool - Managerial	87,424.95	10,427.52	1,858.73	95,993.74	0.00	0.00	0.00	95,993.74
003 Capital Reserve	206,266.80	286.15		206,552.95	0.00	0.00	0.00	206,552.95
004 CCPT Reserve	361,704.53	286.15		361,990.68	0.00	0.00	0.00	361,990.68
	978,149.80	204,921.55	137,900.24	1,045,171.11	21,369.25	0.00	-133.00	1,066,407.36

TREASURERS REPORT

Account Totals

CCPT
MCAG #: 2850

11/01/2019 To: 11/30/2019

Time: 16:44:01 Date: 12/16/2019
Page: 2

Cash Accounts	Beg Balance	Deposits	Withdrawals	Ending	Outstanding Rec	Outstanding Exp	Adj Balance
1 County	259,092.18	203,254.25	113,239.13	349,107.30	-133.00	0.00	348,974.30
2 Credit Card Depository	13,203.57	1,095.00	74.12	14,224.45	0.00	0.00	14,224.45
5 HomeStreetBank	135,062.72	113,239.13	137,826.12	110,475.73	0.00	21,369.25	131,844.98
10 Cash On Hand	320.00	0.00	0.00	320.00	0.00	0.00	320.00
20 Capital Reserve	6,266.80	286.15	0.00	6,552.95	0.00	0.00	6,552.95
21 Operating Reserve	161,704.53	286.15	0.00	161,990.68	0.00	0.00	161,990.68
30 Capital Reserve Investments	200,000.00	0.00	0.00	200,000.00	0.00	0.00	200,000.00
31 Operating Reserve Investment	200,000.00	0.00	0.00	200,000.00	0.00	0.00	200,000.00
99 Advance Travel	2,500.00	0.00	0.00	2,500.00	0.00	0.00	2,500.00
Total Cash:	978,149.80	318,160.68	251,139.37	1,045,171.11	-133.00	21,369.25	1,066,407.36
	978,149.80	318,160.68	251,139.37	1,045,171.11	-133.00	21,369.25	1,066,407.36

2019 BUDGET POSITION

CCPT
MCAG #: 2850

Time: 20:00:37 Date: 12/17/2019

Page: 1

001 General Fund 01/01/2019 To: 12/31/2019

Revenues	Amt Budgeted	Revenues	Remaining	
----------	--------------	----------	-----------	--

310 Taxes

313 21 00 000 Taxes Levied Directly by Transit System - Sales an	360,000.00	576,413.78	(216,413.78)	160.1%
--	------------	------------	--------------	--------

310 Taxes	360,000.00	576,413.78	(216,413.78)	160.1%
-----------	------------	------------	--------------	--------

330 State Generated Revenues

333 20 50 000 FTA 5311 Operating Grant	557,488.00	435,582.00	121,906.00	78.1%
333 90 50 001 Proposed Expansion Grant	11,501.00	0.00	11,501.00	0.0%
334 03 60 000 Rural Mobility Transit Formula Grant	230,853.00	147,956.00	82,897.00	64.1%
334 06 90 001 Paratransit Special Needs	138,367.00	99,355.00	39,012.00	71.8%
337 00 00 001 PFP - People For People	27,000.00	27,133.50	(133.50)	100.5%
337 00 00 003 Local Grants And Scholarships	0.00	7,750.00	(7,750.00)	0.0%

330 State Generated Revenues	965,209.00	717,776.50	247,432.50	74.4%
------------------------------	------------	------------	------------	-------

340 Charges For Services

344 70 00 012 In-town Fares	0.00	38.50	(38.50)	0.0%
344 70 00 013 Worker Passes (In-town)	100.00	30.00	70.00	30.0%

000	100.00	68.50	31.50	68.5%
-----	--------	-------	-------	-------

344 70 00 000 Full Adult Fares (out Of Town)	30,000.00	23,984.99	6,015.01	79.9%
344 70 00 001 Worker Passes (Out Of Town)	5,000.00	8,440.50	(3,440.50)	168.8%
344 70 00 002 Walla Walla Passes (Student)	25,000.00	19,744.61	5,255.39	79.0%
344 70 00 003 Waitsburg Passes	3,000.00	3,499.54	(499.54)	116.7%
344 70 00 004 Student Passes (In-town)	2,000.00	1,690.10	309.90	84.5%
344 70 00 005 Senior Passes	2,200.00	1,917.00	283.00	87.1%
344 70 00 006 Disabled Local Passes	1,000.00	760.00	240.00	76.0%
344 70 00 007 Additional Family Member	800.00	898.99	(98.99)	112.4%
344 70 00 011 Credit Card - Fees	300.00	385.08	(85.08)	128.4%

010 Passenger fares	69,300.00	61,320.81	7,979.19	88.5%
---------------------	-----------	-----------	----------	-------

340 Charges For Services	69,400.00	61,389.31	8,010.69	88.5%
--------------------------	-----------	-----------	----------	-------

360 Misc Revenues

361 11 00 001 Interest On Sales Tax	950.00	1,055.87	(105.87)	111.1%
369 80 00 000 Cash Adjustments Over/Short	0.00	0.60	(0.60)	0.0%
369 91 00 001 Misc Revenues	3,550.00	3,530.69	19.31	99.5%

360 Misc Revenues	4,500.00	4,587.16	(87.16)	101.9%
-------------------	----------	----------	---------	--------

380 Non Revenues

389 30 00 001 Sales Tax Collections	0.00	110.31	(110.31)	0.0%
-------------------------------------	------	--------	----------	------

380 Non Revenues	0.00	110.31	(110.31)	0.0%
------------------	------	--------	----------	------

390 Other Revenues

395 20 00 002 Insurance Recovery (liability)	300.00	300.00	0.00	100.0%
--	--------	--------	------	--------

390 Other Revenues	300.00	300.00	0.00	100.0%
--------------------	--------	--------	------	--------

2019 BUDGET POSITION

CCPT
MCAG #: 2850

Time: 20:00:37 Date: 12/17/2019

Page: 2

001 General Fund 01/01/2019 To: 12/31/2019

Revenues	Amt Budgeted	Revenues	Remaining	
398	0.00	0.00	0.00	0.0%
Fund Revenues:	1,399,409.00	1,360,577.06	38,831.94	97.2%

Expenditures	Amt Budgeted	Expenditures	Remaining	
547 Transit Systems & Railroads				
547 00 31 000	7,500.00	5,256.70	2,243.30	70.1%
547 00 31 001	16,000.00	17,942.63	(1,942.63)	112.1%
547 00 32 000	63,000.00	61,248.95	1,751.05	97.2%
547 00 35 000	4,000.00	3,321.90	678.10	83.0%
547 00 35 001	4,500.00	3,299.33	1,200.67	73.3%
547 00 41 000	25,000.00	21,968.04	3,031.96	87.9%
547 00 41 003	40,000.00	45,281.43	(5,281.43)	113.2%
547 00 41 008	65,000.00	54,870.00	10,130.00	84.4%
547 00 41 009	2,500.00	1,031.00	1,469.00	41.2%
547 00 42 000	12,000.00	11,899.82	100.18	99.2%
547 00 42 001	450.00	269.21	180.79	59.8%
547 00 43 000	25,000.00	24,313.14	686.86	97.3%
547 00 44 000	6,000.00	3,715.11	2,284.89	61.9%
547 00 45 001	35,000.00	34,944.00	56.00	99.8%
547 00 46 000	34,166.00	34,166.00	0.00	100.0%
547 00 47 000	5,500.00	4,477.02	1,022.98	81.4%
547 00 48 000	5,500.00	4,721.53	778.47	85.8%
547 00 48 001	20,000.00	12,549.45	7,450.55	62.7%
547 00 49 000	2,250.00	2,364.27	(114.27)	105.1%
547 00 49 002	350.00	353.88	(3.88)	101.1%
547 00 49 004	6,000.00	5,638.47	361.53	94.0%
547 00 49 006	100.00	47.05	52.95	47.1%
547 00 49 007	1,200.00	1,127.93	72.07	94.0%
547 00 49 008	0.00	0.00	0.00	0.0%
547 10 10 001	118,003.74	120,172.92	(2,169.18)	101.8%
547 10 20 001	14,125.12	14,253.70	(128.58)	100.9%
547 10 20 002	17,499.92	17,499.84	0.08	100.0%
547 10 20 005	138.12	736.57	(598.45)	533.3%
547 10 20 006	1,497.52	1,078.14	419.38	72.0%
547 10 20 008	8,991.64	8,798.40	193.24	97.9%
547 11 10 000	540,458.54	538,725.14	1,733.40	99.7%
547 11 11 001	19,288.87	18,721.62	567.25	97.1%
547 11 20 001	69,780.92	70,221.84	(440.92)	100.6%
547 11 20 002	128,790.88	128,003.64	787.24	99.4%
547 11 20 005	735.98	700.48	35.50	95.2%
547 11 20 006	33,323.94	27,273.53	6,050.41	81.8%
547 11 20 007	2,000.00	1,558.25	441.75	77.9%

2019 BUDGET POSITION

CCPT
MCAG #: 2850

Time: 20:00:37 Date: 12/17/2019
Page: 3

001 General Fund	01/01/2019 To: 12/31/2019		
Expenditures	Amt Budgeted	Expenditures	Remaining
547 Transit Systems & Railroads			
547 11 20 008 FICA Or Railroad Retirement	40,955.98	40,966.65	(10.67) 100.0%
547 Transit Systems & Railroads	1,376,607.17	1,343,517.58	33,089.59 97.6%
Fund Expenditures:	1,376,607.17	1,343,517.58	33,089.59 97.6%
Fund Excess/(Deficit):	22,801.83	17,059.48	

2019 BUDGET POSITION

CCPT
MCAG #: 2850

Time: 20:00:37 Date: 12/17/2019

Page: 4

002 Vanpool - Managerial

01/01/2019 To: 12/31/2019

Revenues	Amt Budgeted	Revenues	Remaining	
330 State Generated Revenues				
330 State Generated Revenues	0.00	0.00	0.00	0.0%
340 Charges For Services				
344 70 00 008 Vanpool Fares	32,500.00	32,227.98	272.02	99.2%
340 Charges For Services	32,500.00	32,227.98	272.02	99.2%
360 Misc Revenues				
369 91 00 000 Sale Of Vehicles (Vanpool)	23,445.00	23,445.00	0.00	100.0%
369 99 91 000 Miscellaneous Other VP	0.00	35.00	(35.00)	0.0%
360 Misc Revenues	23,445.00	23,480.00	(35.00)	100.1%
390 Other Revenues				
390 Other Revenues	0.00	0.00	0.00	0.0%
Fund Revenues:	55,945.00	55,707.98	237.02	99.6%
Expenditures	Amt Budgeted	Expenditures	Remaining	
547 Transit Systems & Railroads				
547 90 32 000 Fuel - (Vanpool)	9,000.00	9,338.11	(338.11)	103.8%
547 99 31 001 Other Materials And Supplies	1,000.00	517.80	482.20	51.8%
547 99 35 001 Small Tools And Minor Equipment	500.00	0.00	500.00	0.0%
547 99 41 001 Professional Services - Vanpool	0.00	169.35	(169.35)	0.0%
547 99 42 002 VP Postage	0.00	3.66	(3.66)	0.0%
547 99 46 000 Insurance (Vanpool)	9,544.00	9,544.00	0.00	100.0%
547 99 48 000 Repairs & Maintenance (Vanpool)	2,000.00	19.30	1,980.70	1.0%
547 99 49 001 Advertising Fees	200.00	0.00	200.00	0.0%
547 99 49 002 Miscellaneous	200.00	35.00	165.00	17.5%
000	22,444.00	19,627.22	2,816.78	87.4%
547 99 43 001 Travel and Meetings - Vanpool	94.30	94.30	0.00	100.0%
100 Vanpool	94.30	94.30	0.00	100.0%
547 Transit Systems & Railroads	22,538.30	19,721.52	2,816.78	87.5%
Fund Expenditures:	22,538.30	19,721.52	2,816.78	87.5%
Fund Excess/(Deficit):	33,406.70	35,986.46		

2019 BUDGET POSITION

CCPT
MCAG #: 2850

Time: 20:00:37 Date: 12/17/2019

Page: 5

003 Capital Reserve

01/01/2019 To: 12/31/2019

Revenues	Amt Budgeted	Revenues	Remaining	
330 State Generated Revenues				
330 State Generated Revenues	0.00	0.00	0.00	0.0%
360 Misc Revenues				
361 11 00 003 Investment Interest	4,000.00	4,052.41	(52.41)	101.3%
360 Misc Revenues	4,000.00	4,052.41	(52.41)	101.3%
Fund Revenues:	4,000.00	4,052.41	(52.41)	101.3%
Fund Excess/(Deficit):	4,000.00	4,052.41		

2019 BUDGET POSITION

CCPT
MCAG #: 2850

Time: 20:00:37 Date: 12/17/2019

Page: 6

004 CCPT Reserve

01/01/2019 To: 12/31/2019

Revenues	Amt Budgeted	Revenues	Remaining	
360 Misc Revenues				
361 11 00 004 Investment Interest	7,000.00	6,848.00	152.00	97.8%
360 Misc Revenues	7,000.00	6,848.00	152.00	97.8%
Fund Revenues:	7,000.00	6,848.00	152.00	97.8%
Fund Excess/(Deficit):	7,000.00	6,848.00		


2019 BUDGET POSITION TOTALS

CCPT
MCAG #: 2850

Time: 20:00:37 Date: 12/17/2019

Page: 7

Fund	Revenue Budgeted	Received		Expense Budgeted	Spent	
001 General Fund	1,399,409.00	1,360,577.06	97.2%	1,376,607.17	1,343,517.58	98%
002 Vanpool - Managerial	55,945.00	55,707.98	99.6%	22,538.30	19,721.52	88%
003 Capital Reserve	4,000.00	4,052.41	101.3%	0.00	0.00	0%
004 CCPT Reserve	7,000.00	6,848.00	97.8%	0.00	0.00	0%
	1,466,354.00	1,427,185.45	97.3%	1,399,145.47	1,363,239.10	97.4%




2020 PROPOSED BUDGET CHANGES

Fund Totals

CCPT
MCAG #: 2850

Time: 11:10:09 Date: 12/18/2019
Page: 9

Fund	Revenues			Expenditures			
	Original	Proposed	Difference	Original	Proposed	Difference	
001 General Fund	0.00	1,434,602.00	1,434,602.00	0.00	1,343,959.45	1,343,959.45	0.00%
002 Vam pool - Managerial	0.00	32,000.00	32,000.00	0.00	22,600.00	22,600.00	0.00%
003 Capital Reserve	0.00	218,500.00	218,500.00	0.00	284,000.00	284,000.00	0.00%
004 CCPT Reserve	0.00	2,500.00	2,500.00	0.00	0.00	0.00	0.00%
Excess/(Deficit):	0.00	1,687,602.00	1,687,602.00	0.00	1,650,559.45	1,650,559.45	0.00%



2020 PROPOSED BUDGET CHANGES

CCPT

MCA# # 2850

Time: 11:10:09 Date: 12/18/2019

Page: 1

001 General Fund	Original	Proposed	Difference	Remarks
Revenues				
310 Taxes				
313 21 00 000 Taxes Levied Directly by Transit	0.00	325,000.00	325,000.00	0.0%
310 Taxes	0.00	325,000.00	325,000.00	0.0%
330 State Generated Revenues				
333 20 50 000 FTA 5311 Operating Grant	0.00	487,624.00	487,624.00	0.0%
333 20 50 001 FTA 5310 Capital Grant	0.00	0.00	0.00	0.0%
334 03 60 000 Rural Mobility Transit Formula C	0.00	331,584.00	331,584.00	0.0%
334 03 60 001 Rural Mobility Competitive Grant	0.00	0.00	0.00	0.0%
334 03 60 002 Rural Mobility Competitive Exp	0.00	46,004.00	46,004.00	0.0%
334 06 90 000 State Revenues For Transportatio	0.00	0.00	0.00	0.0%
334 06 90 001 Rural Mobility Competitive Gran	0.00	156,040.00	156,040.00	0.0%
337 00 00 001 PFP - People For People	0.00	25,000.00	25,000.00	0.0%
337 00 00 002 DGH Contract	0.00	0.00	0.00	0.0%
337 00 00 003 Local Grants And Scholarships	0.00	0.00	0.00	0.0%
330 State Generated Revenues	0.00	1,046,252.00	1,046,252.00	0.0%
340 Charges For Services				
344 70 00 010 Passenger Extra Fares (donation)	0.00	0.00	0.00	0.0%
344 70 00 013 Worker Passes (In-town)	0.00	250.00	250.00	0.0%
344 70 00 000 Full Adult Fares (out Of Town)	0.00	25,000.00	25,000.00	0.0%
344 70 00 001 Worker Passes (Out Of Town)	0.00	7,500.00	7,500.00	0.0%
344 70 00 002 Walla Walla Passes (Student)	0.00	22,000.00	22,000.00	0.0%
344 70 00 003 Watsburg Passes	0.00	3,000.00	3,000.00	0.0%
344 70 00 004 Student Passes (In-town)	0.00	1,800.00	1,800.00	0.0%
344 70 00 005 Senior Passes	0.00	1,800.00	1,800.00	0.0%
344 70 00 006 Disabled Local Passes	0.00	800.00	800.00	0.0%
344 70 00 007 Additional Family Member	0.00	800.00	800.00	0.0%
010 Passenger fares	0.00	62,700.00	62,700.00	0.0%
340 Charges For Services	0.00	62,950.00	62,950.00	0.0%
360 Misc Revenues				
361 11 00 000 Investment (Interest) Income	0.00	0.00	0.00	0.0%
361 11 00 001 Interest On Sales Tax	0.00	400.00	400.00	0.0%
367 70 00 001 Donations From Private Sources	0.00	0.00	0.00	0.0%

2020 PROPOSED BUDGET CHANGES

001 General Fund	Original	Proposed	Difference	Remarks
Revenues				
360 Misc Revenues				
369 80 00 000 Cash Adjustments Over/Short	0.00	0.00	0.00	0.0%
369 90 00 000 Other Auxiliary Transportation R	0.00	0.00	0.00	0.0%
369 90 00 001 Extraordinary/Special Items	0.00	0.00	0.00	0.0%
369 91 00 001 Misc Revenues	0.00	0.00	0.00	0.0%
360 Misc Revenues	0.00	400.00	400.00	0.0%
380 Non Revenues				
388 00 00 000 Other Increases And Prior Period	0.00	0.00	0.00	0.0%
389 30 00 000 Nonrevenues	0.00	0.00	0.00	0.0%
389 30 00 001 Sales Tax Collections	0.00	0.00	0.00	0.0%
380 Non Revenues	0.00	0.00	0.00	0.0%
390 Other Revenues				
395 20 00 000 Recoveries of Physical Damage I	0.00	0.00	0.00	0.0%
395 20 00 002 Insurance Recovery (liability)	0.00	0.00	0.00	0.0%
390 Other Revenues	0.00	0.00	0.00	0.0%
398				
398 00 00 000 Recoveries of Physical Damage I	0.00	0.00	0.00	0.0%
398	0.00	0.00	0.00	0.0%
Fund Revenues:	0.00	1,434,602.00	1,434,602.00	0.0%
Expenditures				
547 Transit Systems & Railroads				
547 00 31 000 Other Materials and Supplies	0.00	7,000.00	7,000.00	0.0%
547 00 31 001 Operating Supplies - Vehicle Par	0.00	20,000.00	20,000.00	0.0%
547 00 32 000 Fuel	0.00	70,000.00	70,000.00	0.0%
547 00 35 000 Small Tools And Minor Equipme	0.00	15,000.00	15,000.00	0.0%
547 00 35 001 Small Tools And Minor Equipme	0.00	5,000.00	5,000.00	0.0%
547 00 41 000 Professional Services	0.00	35,000.00	35,000.00	0.0%
547 00 41 003 Professional and Technical Servit	0.00	25,000.00	25,000.00	0.0%
547 00 41 004 Legal Services	0.00	50,000.00	50,000.00	0.0%
				Consideration of HR contract

2020 PROPOSED BUDGET CHANGES

CCPT
MCAAG #: 2850

Time: 11:10:09 Date: 12/18/2019
Page: 3

001 General Fund

Expenditures	Original	Proposed	Difference	Remarks
547 Transit Systems & Railroads				
547 00 41 009 Drug Testing & Vaccine Services	0.00	1,500.00	1,500.00	0.0%
547 00 42 000 Telephone	0.00	12,500.00	12,500.00	0.0%
547 00 42 001 Postage	0.00	400.00	400.00	0.0%
547 00 43 000 Travel, Meetings, And Training	0.00	12,000.00	12,000.00	0.0%
547 00 44 000 Advertising	0.00	5,000.00	5,000.00	0.0%
547 00 45 001 Other General Administration Fa	0.00	36,000.00	36,000.00	0.0%
547 00 46 000 Insurance	0.00	35,000.00	35,000.00	0.0%
547 00 47 000 Utility Services	0.00	5,500.00	5,500.00	0.0%
547 00 48 000 Maintenance & Repairs (Office)	0.00	5,500.00	5,500.00	0.0%
547 00 48 001 Vehicle Repairs & Maintenance	0.00	20,000.00	20,000.00	0.0%
547 00 49 000 Miscellaneous Purchases/charges	0.00	3,000.00	3,000.00	0.0%
547 00 49 002 Misc: Credit Card Transaction Fe	0.00	500.00	500.00	0.0%
547 00 49 004 Dues and Subscriptions	0.00	6,000.00	6,000.00	0.0%
547 00 49 006 Transit Systems & Railroads - M	0.00	0.00	0.00	0.0%
547 10 10 001 Management Salaries And Wage:	0.00	202,818.84	202,818.84	0.0%
547 10 20 001 Pension Plans (Including Long-T	0.00	26,082.50	26,082.50	0.0%
547 10 20 002 Hospital, Medical, and Surgical F	0.00	31,500.00	31,500.00	0.0%
547 10 20 005 Unemployment Insurance	0.00	561.81	561.81	0.0%
547 10 20 006 Workers' Compensation Insuranc	0.00	3,568.82	3,568.82	0.0%
547 10 20 008 FICA or Railroad Retirement	0.00	15,515.64	15,515.64	0.0%
547 11 10 000 Operators/Hourly Employees Sal	0.00	442,548.85	442,548.85	0.0%
547 11 10 001 Operators/hourly - Overtime	0.00	0.00	0.00	0.0%
547 11 11 001 Operators Holiday	0.00	17,579.53	17,579.53	0.0%
547 11 20 001 Pension Plans	0.00	59,172.51	59,172.51	0.0%
547 11 20 002 Hospital And Medical Plans	0.00	115,500.00	115,500.00	0.0%
547 11 20 005 Unemployment Insurance	0.00	1,274.56	1,274.56	0.0%
547 11 20 006 Workers Compensation Insurance	0.00	21,236.57	21,236.57	0.0%
547 11 20 007 Benefits (other)	0.00	1,500.00	1,500.00	0.0%
547 11 20 008 FICA Or Railroad Retirement	0.00	35,199.82	35,199.82	0.0%
547 11 21 002 Transit Systems & Railroads (SA	0.00	0.00	0.00	0.0%
547 20 48 000 Contract Maintenance Services	0.00	0.00	0.00	0.0%
547 Transit Systems & Railroads	0.00	1,343,959.45	1,343,959.45	0.0%

580 Non Expenditures

588 10 00 001 Prior Period(s) Adjustments - Ot	0.00	0.00	0.00	0.0%
589 00 00 001 Health Insurance Clearing	0.00	0.00	0.00	0.0%
589 00 00 003 Other Non-Expenditures - Return	0.00	0.00	0.00	0.0%
589 30 00 000 Other Non-Expenditures - Other	0.00	0.00	0.00	0.0%

2020 PROPOSED BUDGET CHANGES

CCPT
 MCAG #: 2850
 Time: 11:10:09 Date: 12/18/2019
 Page: 4

Original	Proposed	Difference	Remarks
001 General Fund			
Expenditures			
580 Non Expenditures			
0.00	0.00	0.00	0.00%
589 90 00 000 Payroll Clearing			
0.00	0.00	0.00	0.00%
580 Non Expenditures			
594 Capital Expenditures			
0.00	0.00	0.00	0.00%
594 00 00 001 Capital Expenditures/Expenses -			
0.00	0.00	0.00	0.00%
594 47 62 000 Engine Houses, Car Shops and G			
0.00	0.00	0.00	0.00%
594 47 62 001 Other General Administration Fa			
0.00	0.00	0.00	0.00%
594 47 64 000 Passenger Revenue Vehicles			
0.00	0.00	0.00	0.00%
594 47 64 001 Service Vehicles			
0.00	0.00	0.00	0.00%
594 47 64 002 Passenger Stations			
0.00	0.00	0.00	0.00%
594 Capital Expenditures			
0.00	0.00	0.00	0.00%
Fund Expenditures:	1,343,959.45	1,343,959.45	0.00%

Fund Excess/(Deficit): 0.00 90,642.55

2020 PROPOSED BUDGET CHANGES

CCPT
MCAAG #: 2850

Time: 11:10:09 Date: 12/18/2019
Page: 5

Revenues	Original	Proposed	Difference	Remarks
002 Vanpool - Managerial				
330 State Generated Revenues				
334 00 00 000 State VIP Grant	0.00	0.00	0.00	0.0%
330 State Generated Revenues	0.00	0.00	0.00	0.0%
340 Charges For Services				
344 70 00 008 Vanpool Fares	0.00	32,000.00	32,000.00	0.0%
010 Passenger fares	0.00	32,000.00	32,000.00	0.0%
340 Charges For Services	0.00	32,000.00	32,000.00	0.0%
360 Misc Revenues				
369 91 00 000 Sale Of Vehicles (Vanpool)	0.00	0.00	0.00	0.0%
369 99 91 000 Miscellaneous Other VP	0.00	0.00	0.00	0.0%
360 Misc Revenues	0.00	0.00	0.00	0.0%
390 Other Revenues				
395 20 00 001 VP Insurance Recoveries	0.00	0.00	0.00	0.0%
390 Other Revenues	0.00	0.00	0.00	0.0%
Fund Revenues:	0.00	32,000.00	32,000.00	0.0%
Expenditures	Original	Proposed	Difference	Remarks
547 Transit Systems & Railroads				
547 00 00 000 Transit Systems & Railroads (SA	0.00	0.00	0.00	0.0%
547 90 32 000 Fuel - (Vanpool)	0.00	10,000.00	10,000.00	0.0%
547 99 31 001 Other Materials And Supplies	0.00	1,000.00	1,000.00	0.0%
547 99 35 001 Small Tools And Minor Equipme	0.00	400.00	400.00	0.0%
547 99 41 001 Professional Services - Vanpool	0.00	0.00	0.00	0.0%
547 99 42 002 VP Postage	0.00	0.00	0.00	0.0%
547 99 46 000 Insurance (Vanpool)	0.00	10,000.00	10,000.00	0.0%
547 99 48 000 Repairs & Maintenance (Vanpool)	0.00	0.00	0.00	0.0%
547 99 49 001 Advertising Fees	0.00	1,000.00	1,000.00	0.0%
547 99 49 002 Miscellaneous	0.00	200.00	200.00	0.0%

2020 PROPOSED BUDGET CHANGES

	Original	Proposed	Difference	Remarks
547 Transit Systems & Railroads				
594 47 60 001 Capital Outlays (Vanpool)	0.00	0.00	0.00	0.0%
547 99 43 001 Travel and Meetings - Vanpool	0.00	0.00	0.00	0.0%
547 99 49 000 Vehicle Licensing and Registratio	0.00	0.00	0.00	0.0%
100 Vanpool	0.00	0.00	0.00	0.0%
547 Transit Systems & Railroads	0.00	22,600.00	22,600.00	0.0%
Fund Expenditures:	0.00	22,600.00	22,600.00	0.0%
Fund Excess/(Deficit):	0.00	9,400.00		

2020 PROPOSED BUDGET CHANGES

CCPT
MCAAG #: 2850

Time: 11:10:09 Date: 12/18/2019
Page: 7

	Original	Proposed	Difference	Remarks
003 Capital Reserve				
Revenues				
330 State Generated Revenues				
333 20 50 003 FTA 5310 Capital Grant	0.00	176,000.00	176,000.00	0.0%
330 State Generated Revenues	0.00	176,000.00	176,000.00	0.0%
360 Misc Revenues				
361 11 00 003 Investment Interest	0.00	2,500.00	2,500.00	0.0%
360 Misc Revenues	0.00	2,500.00	2,500.00	0.0%
390 Other Revenues				
395 10 00 000 Sale Of Capital Asset	0.00	40,000.00	40,000.00	0.0%
390 Other Revenues	0.00	40,000.00	40,000.00	0.0%
Fund Revenues:	0.00	218,500.00	218,500.00	0.0%
Expenditures				
594 Capital Expenditures				
594 00 00 000 Capital Expenditures/Expenses -	0.00	0.00	0.00	0.0%
594 47 64 003 Passenger Revenue Vehicles	0.00	284,000.00	284,000.00	0.0%
594 Capital Expenditures	0.00	284,000.00	284,000.00	0.0%
Fund Expenditures:	0.00	284,000.00	284,000.00	0.0%
Fund Excess/(Deficit):	0.00	(65,500.00)		

2020 PROPOSED BUDGET CHANGES

Revenues	Original	Proposed	Difference	Remarks
004 CCPT Reserve				
360 Misc Revenues				
361 11 00 004 Investment Interest	0.00	2,500.00	2,500.00	0.0%
360 Misc Revenues	0.00	2,500.00	2,500.00	0.0%
Fund Revenues:	0.00	2,500.00	2,500.00	0.0%
Expenditures	Original	Proposed	Difference	Remarks
580 Non Expenditures				
588 10 00 000 Prior Period(s) Adjustments - Off	0.00	0.00	0.00	0.0%
580 Non Expenditures	0.00	0.00	0.00	0.0%
Fund Expenditures:	0.00	0.00	0.00	0.0%
Fund Excess/(Deficit):	0.00	2,500.00		