
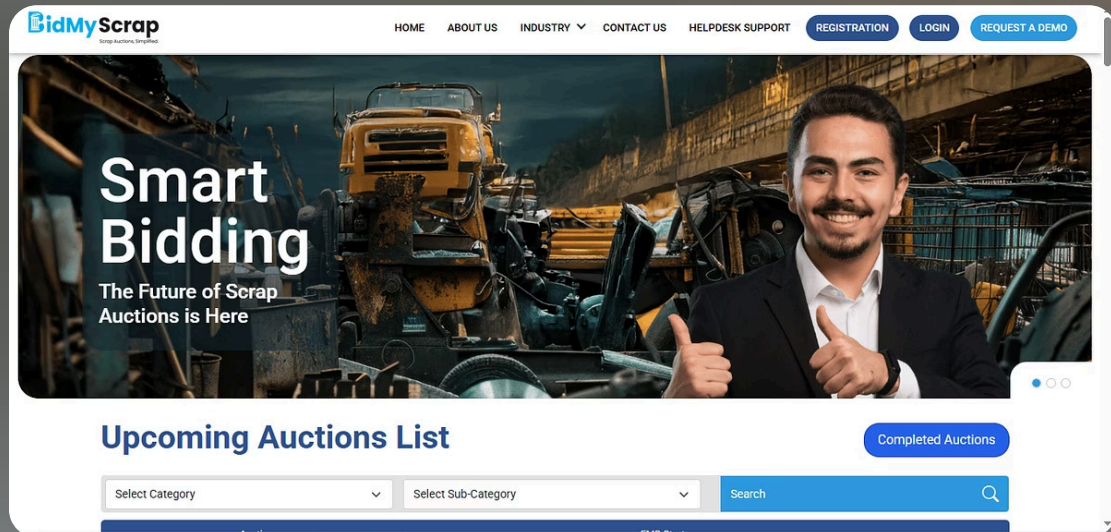


BidMyScrap: Your Complete Guide to Scrap Auctions & Bidding

Welcome to BidMyScrap, the premier platform for live scrap material auctions. This guide walks you through two essential processes: registering as a buyer and participating in live bidding events. Whether you're new to online auctions or an experienced buyer, follow these step-by-step instructions to start winning bids today.





STEP 1

Access the BidMyScrap Platform

Begin your journey by visiting the official BidMyScrap website. This is your gateway to thousands of scrap material auctions happening in real-time across the country.

Platform URL: <https://bidmyscrap.com>

Bookmark this page for quick access to upcoming auctions and your account dashboard.

Create Your BidMyScrap Account

Setting up your buyer account is straightforward. Follow these initial steps to get started with the registration process.

01

Click Registration Button

Locate and click the prominent Registration button on the homepage to begin creating your buyer account.

02

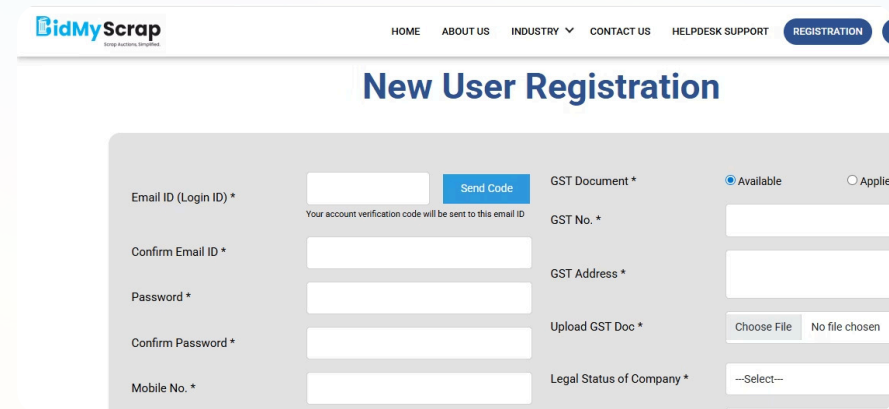
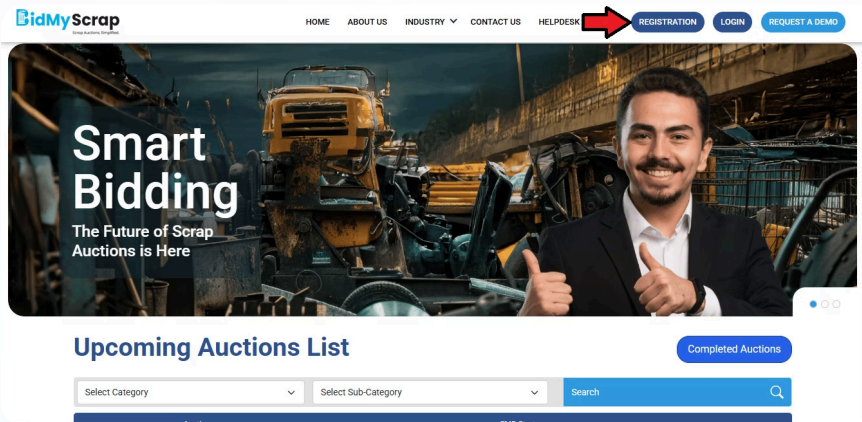
Validate Email Address

Enter your business email address and verify it through the confirmation link sent to your inbox.

03

Complete Mandatory Details

Fill in all required information including company name, contact details, business type, and billing address.



State *	<input type="text" value="--Select--"/>	Mobile No. of Owner	<input type="text"/>
City *	<input type="text" value="--Select--"/>	PCB Certificate *	<input type="radio"/> Yes <input checked="" type="radio"/> No
Pin/Zip *	<input type="text"/>	Beneficiary Bank Name *	<input type="text" value="--Select--"/>
Name of the Company *	<input type="text"/>	Beneficiary A/C No. *	<input type="text"/>
Nature of the Business *	<input type="text" value="--Multi Select-- Scrap Dealer/Trader Recycling Waste Management E-Waste"/>	Confirm Beneficiary Account No. *	<input type="text"/>
Select Categories *	<input type="text" value="Type to search..."/>	Name of Account Holder *	<input type="text"/>
Establishment Year *	<input type="text"/>	Beneficiary bank IFSC Code *	<input type="text"/>
		Upload Cancel Cheque *	<input type="button" value="Choose File"/> No file chosen
		Subscription Type *	<input type="radio"/> 6 Months (Rs. 5015) <input checked="" type="radio"/> 1 Year (Rs. 7965)
		Validation Code	<input type="text" value="616397"/> <input type="button" value="Enter Code"/>

Upload Required Documents & Select Your Plan

To ensure secure transactions and comply with regulatory requirements, you'll need to provide specific business documents before your account can be activated.

1

Upload Mandatory Documents

Prepare and upload the following:

- **GST Certificate** - Valid tax registration
- **PAN Card** - Business identification
- **Cancelled Cheque** - Bank verification
- **CPCB Certificate** - If applicable for your business type

2

Choose Subscription Plan

Select the subscription tier that matches your bidding frequency and business needs, then click the Register button to proceed to payment.

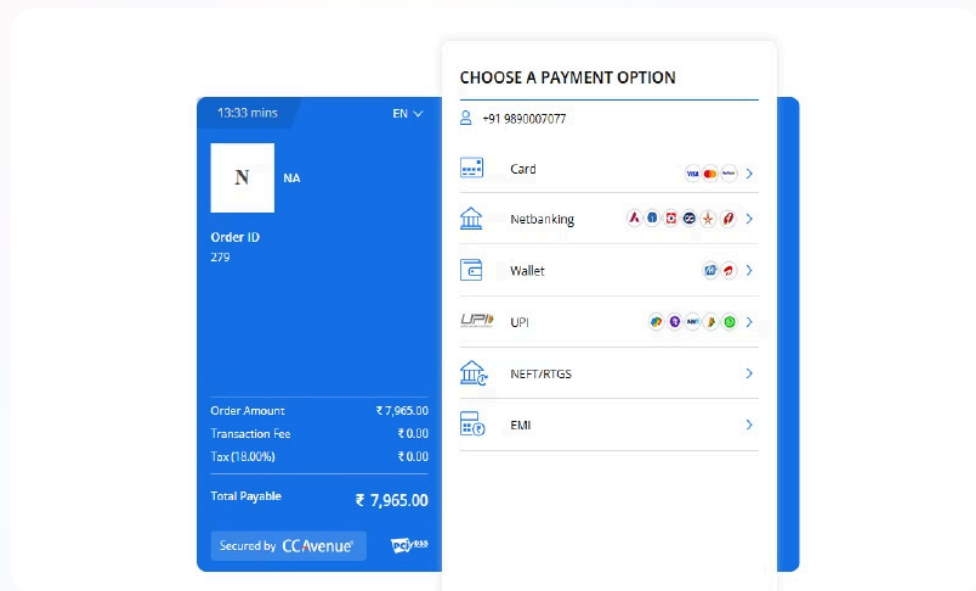
The screenshot shows the registration form with the following fields filled or selected:

- State: --Select--
- City: --Select--
- Pin/Zip: [Empty]
- Name of the Company: [Empty]
- Nature of the Business: --Multi Select-- Scrap Dealer/Trader Recycling Waste Management E-Waste
- Select Categories: Type to search...
- Establishment Year: [Empty]
- Mobile No. of Owner: [Empty]
- PCB Certificate: No
- Beneficiary Bank Name: --Select--
- Beneficiary A/C No.: [Empty]
- Confirm Beneficiary Account No.: [Empty]
- Name of Account Holder: [Empty]
- Beneficiary bank IFSC Code: [Empty]
- Upload Cancel Cheque: No file chosen
- Subscription Type: 1 Year (Rs. 7965)
- Validation Code: 616397

Complete Registration Payment & Account Activation

Secure Payment Process

You'll be redirected to our secure payment gateway to complete your subscription payment. Choose from multiple payment options including credit/debit cards, net banking, UPI, and digital wallets.



What Happens Next


- Payment confirmation sent to your email immediately
- Document verification by our registration team
- Account activation within 24 hours
- Login credentials delivered via email

PLEASE LOGIN ✕

Bidder ▼

Username

Password

Validation code


Enter the code


LOGIN

[New Registration](#) [Forgot password?](#)

 PART 2

Live Bidding Process: Getting Started

Once your account is activated, you're ready to participate in live auctions. Here's how to prepare for bidding by logging in and funding your wallet with the required Earnest Money Deposit (EMD).



Login to Your Account

Enter your User ID and Password credentials received via email after account activation.

BidMyScrap
Scrap Auctions, Simplified.

EMD Topup Manual | Bidding Manual

10-01-2026 16:22:26

Hi, C1 India Pvt Ltd

[Home](#) > [EMD Topup](#)

[My Account](#) | [Dashboard](#) Select Link

Isha (Authorized Person) & C1 India Pvt Ltd

Select Account

Fund Added Amount(Top Up)
EMD Amount

Block EMD (H1 Bidder) INR 0

Refund Requested EMD INR 0

Total Available EMD INR 0

PART 2

Live Bidding Process: Getting Started

Once your account is activated, you're ready to participate in live auctions. Here's how to prepare for bidding by logging in and funding your wallet with the required Earnest Money Deposit (EMD).



Access My Account

Navigate to the "My Account" section from the main dashboard menu.

Live Bidding Process: Getting Started

Once your account is activated, you're ready to participate in live auctions. Here's how to prepare for bidding by logging in and funding your wallet with the required Earnest Money Deposit (EMD).



Add EMD Funds

Click "Add Funds" to deposit your Earnest Money Deposit into your BidMyScrap wallet.

The image displays three sequential screenshots of the BidMyScrap website's 'Add Funds' process:

- Left Screenshot:** Shows the user's account details for 'Rohit Pvt Ltd'. A table lists EMD-related amounts: 'Fund Added Amount(Top Up) INR 1', 'Block EMD (H1 Bidder) INR 0', 'Refund Requested EMD INR 0', and 'Total Available EMD INR 1'. The 'Add Funds' button is highlighted with a black arrow.
- Middle Screenshot:** Shows the 'Add Funds' form. The 'Add Amount' field contains '100000'. The 'Payment Method' is selected as 'Net Banking/Debit Card/Credit Card'. A black arrow points to the 'Add Amount' field, and a callout box contains the text 'Enter EMD amount in Document & Click'.
- Right Screenshot:** Shows the payment confirmation page. It includes a 'Pay' button and a callout box pointing to the 'Payment Method' field. The page also displays a transaction timer 'Transaction times out in 14:36 mins', a list of billing information (address, city, state, pin, country), and an order summary table.

Order #:	186
Coupon Code	800Y
Order Amount	100000.00
Total Amount	INR 100000.00

 JOIN AUCTION

Go To Dashboard & Choose Auction

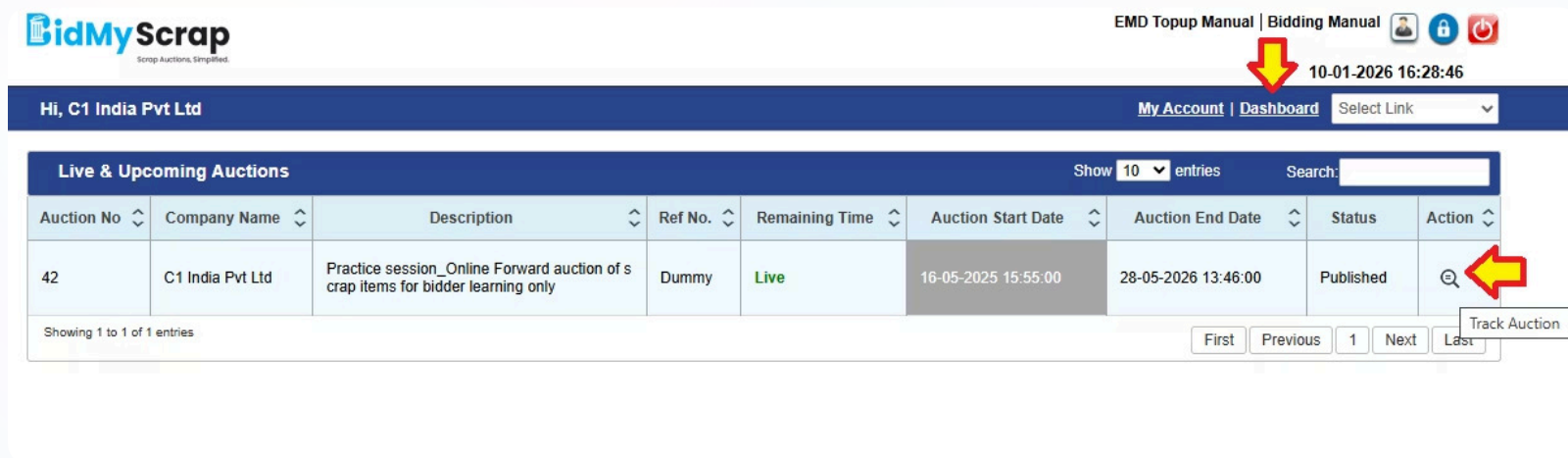
Browse active auctions from your dashboard and join the auction hall to start bidding on items of interest.

View Live Auctions


Click on Dashboard to see all currently active auctions. Browse available lots and their details.

Track Your Auction

Click "Track Auction" button under the Action column for auctions you want to participate in.



The screenshot shows the BidMyScrap dashboard interface. At the top, there are navigation links for "EMD Topup Manual" and "Bidding Manual", along with user profile, lock, and power icons. The user is logged in as "Hi, C1 India Pvt Ltd" on "10-01-2026 16:28:46". The main content area is titled "Live & Upcoming Auctions" and displays a table with the following data:

Auction No	Company Name	Description	Ref No.	Remaining Time	Auction Start Date	Auction End Date	Status	Action
42	C1 India Pvt Ltd	Practice session_Online Forward auction of s crap items for bidder learning only	Dummy	Live	16-05-2025 15:55:00	28-05-2026 13:46:00	Published	

Below the table, there are pagination controls: "Showing 1 to 1 of 1 entries" and buttons for "First", "Previous", "1", "Next", and "Last". A red arrow points to the "Track Auction" button in the Action column of the first row.

[JOIN AUCTION](#)

Select & Enter Live Auctions




Browse active auctions from your dashboard and join the auction hall to start bidding on items of interest.



Enter Bidding Page

Click the link provided to access the live bidding webpage for your selected auction.

BidMyScrap
Scrap Auctions, Simplified.

EMD Topup Manual | Bidding Manual   

10-01-2026 16:48:34

Hi, C1 India Pvt Ltd [My Account](#) | [Dashboard](#)

Bidder Auction Tracker

[Show Auction details](#)

1 Auction	Current Stage
Auction Start Date & Time: 16-05-2025 15:55:00 Auction End Date & Time: 28-05-2026 13:46:00 Click here to Enter Auction	

2 Reports

JOIN AUCTION

Select & Enter Live Auctions

Browse active auctions from your dashboard and join the auction hall to start bidding on items of interest.



Select Items

Choose specific items you wish to bid on, then click "Move to Auction Hall" to proceed.

The screenshot shows the BidMyScrap Auction Hall interface. At the top, there is a navigation bar with the BidMyScrap logo, user information "Hi, C1 India Pvt Ltd", and links for "My Account" and "Dashboard". The main content area is titled "Auction Hall" and has two tabs: "All Items" and "Selected Items". Below the tabs is a table with the following columns: Lot No., Item Name, Item Description, Location, Qty/UOM, EMD Amount, Opening Price, Bid Increment, Time Remaining, My Last Bid, and Rank. Two items are listed: "Dummy 1" (Lot No. 1, Delhi, 10.00 Per Metric Ton, 0.00 EMD, 10.00 Opening Price, 1.00 Bid Increment) and "Dummy 2" (Lot No. 2, Gurgaon, 20.00 Lot, 0.00 EMD, 5.00 Opening Price, 1.00 Bid Increment). The "Move to Auction Hall" button is highlighted with an arrow, and the "Back" button is also visible.

<input type="checkbox"/>	Lot No.	Item Name	Item Description	Location	Qty/UOM	EMD Amount	Opening Price	Bid Increment	Time Remaining	My Last Bid	Rank
<input checked="" type="checkbox"/>	1	1	Dummy 1	Delhi	10.00 Per Metric Ton	0.00	10.00	1.00	00 00 45 58 D H M S	--	-
<input type="checkbox"/>	2	2	Dummy 2	Gurgaon	20.00 Lot	0.00	5.00	1.00	00 00 45 58 D H M S	--	-

[Move to Auction Hall](#) [Back](#)

 JOIN AUCTION

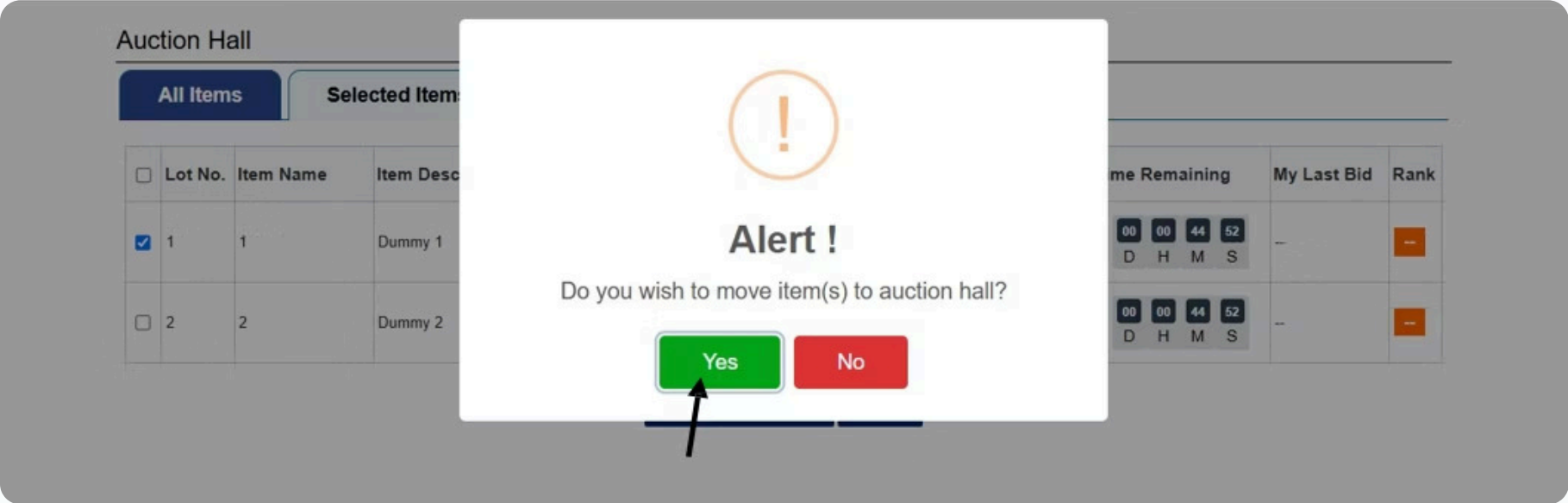
Select & Enter Live Auctions

Browse active auctions from your dashboard and join the auction hall to start bidding on items of interest.



Confirm Entry

Accept the confirmation alert to enter the live auction hall and begin bidding.



The screenshot shows an 'Auction Hall' interface. On the left, there is a table with columns 'Lot No.', 'Item Name', and 'Item Desc'. The first row is selected with a checkmark. In the center, a white alert box is overlaid with an orange exclamation mark icon. The alert text reads: 'Alert ! Do you wish to move item(s) to auction hall?'. Below the text are two buttons: a green 'Yes' button and a red 'No' button. A black arrow points to the 'Yes' button. On the right side of the interface, there are two rows of data, each with a 'Time Remaining' column (displaying '00 00 44 52' in D H M S format), a 'My Last Bid' column (displaying '--'), and a 'Rank' column (displaying '--').

Place Your Bids in Real-Time

You're now in the live auction hall! Here's how to submit competitive bids and track your position against other buyers.

Enter Bid Amount

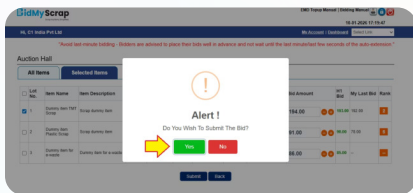
Type your bid amount in the designated field on the live bidding screen. Make sure your bid meets or exceeds the minimum increment.

Submit Your Bid

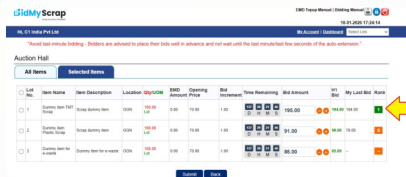
Click the Submit button to place your bid. You'll receive an immediate confirmation alert that your bid was successfully recorded.

Monitor Your Rank

Track your current position in real-time. The system displays your rank (H1, H2, H3, etc.) showing how your bid compares to other participants.



Bid confirmation alert



Real-time rank display

"Avoid last-min


EMD Amount	Opening Price	Bid Increment	Time Remaining
0.00	70.00	1.00	137 D 20 H 36 M 25 S
0.00	70.00	1.00	137 D 20 H 36 M 25 S
0.00	70.00	1.00	137 D 20 H 36 M 25 S



Submit

Back

Place Your Bids in Real-Time


EMD Topup Manual | Bidding Manual

Hi, C1 India Pvt Ltd
10-01-2026 17:09:35

My Account | Dashboard
Select Link



*Avoid last-minute bidding - Bidders are advised to place their b

Auction Hall

All Items
Selected Items

<input type="checkbox"/>	Lot No.	Item Name	Item Description	Location	Qty/UOM	EMD Amount	Opening Price	Bid Increment	Time Remaining	Bid Amount	H1 Bid	My Last Bid	Rank
<input checked="" type="checkbox"/>	1	Dummy item TMT Scrap	Scrap dummy item	GGN	100.00 Lot	0.00	70.00	1.00	137 D 20 H 36 M 25 S	194.00	193.00	192.00	2
<input type="checkbox"/>	2	Dummy item Plastic Scrap	Scrap dummy item	GGN	100.00 Lot	0.00	70.00	1.00	137 D 20 H 36 M 25 S	91.00	90.00	78.00	5
<input type="checkbox"/>	3	Dummy item for e-waste	Dummy item for e-waste	GGN	100.00 Lot	0.00	70.00	1.00	137 D 20 H 36 M 25 S	86.00	85.00	--	--

First, select the checkbox and then click the "Submit" button to submit your bid successfully.

You're now in the live auction hall! Here's how to submit competitive bids and track your position against other buyers.

Enter Bid Amount

Type your bid amount in the designated field on the live bidding screen. Make sure your bid meets or exceeds the minimum increment.

Submit Your Bid

Click the Submit button to place your bid. You'll receive an immediate confirmation alert that your bid was successfully recorded.

Real-time rank display

Place Your Bids in Real-Time

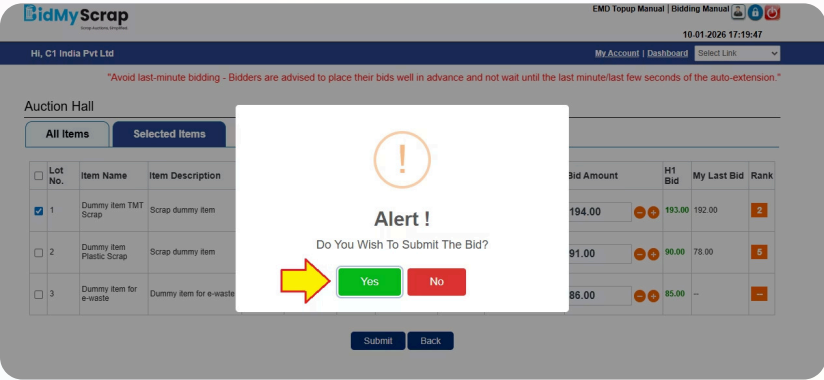
You're now in the live auction hall! Here's how to submit competitive bids and track your position against other buyers.

Submit Your Bid

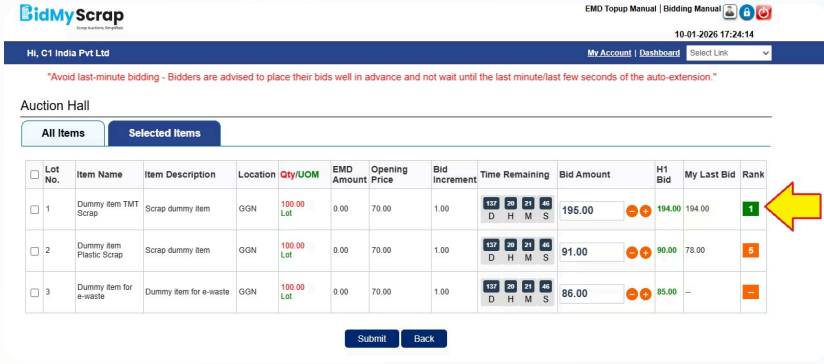
Click the Submit button to place your bid. You'll receive an immediate confirmation alert that your bid was successfully recorded.

Monitor Your Rank

Track your current position in real-time. The system displays your rank (1,2,3, etc.) showing how your bid compares to other participants.



Bid confirmation alert



Real-time rank display

Winning the Auction & Next Steps

SALE INTIMATION LETTER

Entity Name: **Pranam Enterprises (Reg. No. - 117)**

E-mail ID: **test@c1india.com**

Address: **test address complex**

City: **Pune,**

State: **Maharashtra,**

Country: **India,**

Pin: **411037**

Mob. No: **xxxxxxxxxx**

GSTIN: **23TESTEHG782913N**

Department: **SITI NETWORK LIMITED**

Dear Sir,

Auction ID: 147

Auction Reference No.- 504/STB/KOLKATA

Lot No: 4

Lot Description: 26,658 STBs at College Street, Kolkata (Excluding GST)

Period of Auction: 02/07/2025 14:00 to 02/07/2025 14:50

We are pleased to inform you that your bid/s against the following item/s of above-mentioned Auction has/have been **approved** by the seller. Kindly revert/reply the **acceptance** of this Sale Intimation Letter.

Seller Contact Details:-

Seller Name	Seller Email ID	Seller Mobile
SITI NETWORK LIMITED	sniauctioneer@c1india.com	xxxxxxxxxx

LOT No	QTY	UOM	Your BID	Material Value	Security Deposit
4	1.00	Lot	8,90,000.00	8,90,000.00	10,60,702.00



Securing H1 Position

If your bid is the highest when the auction closes, you'll secure the coveted H1 (Highest Bidder 1) position and win the lot.



Sale Intimation Letter

Wait to receive your official sale intimation letter via email. This document confirms your successful bid and provides payment instructions.



Complete Transaction

Follow the instructions in your sale intimation letter to complete payment and arrange collection of your purchased scrap materials.

Congratulations! You now know how to register, fund your account, participate in live auctions, and win bids on BidMyScrap. Start exploring available auctions today and grow your business with quality scrap materials at competitive prices.