

Acrobat Reader: Getting started

Acrobat Reader and PDFs



Acrobat Reader is a free program you can use to read PDF documents. PDF stands for Portable Document Format.

A PDF is a kind of document that usually looks the same no matter what kind of device or program you use to open it.

PDF files usually show a stylized letter A and the letters PDF across the bottom.



Cover letter.pdf

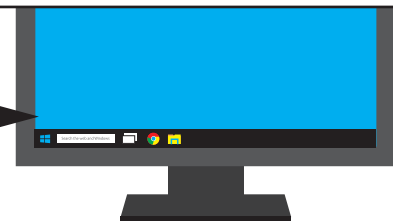


PDF documents are different from other document formats. For example, Microsoft Word documents can be edited, and they look different depending on what kind of computer or device you're using. You can't change or remove the original text in a PDF with the free version of Acrobat Reader.

Let's open Acrobat Reader

The visuals in this lesson are showing a computer with Windows. It might look a bit different if you're using a Mac.

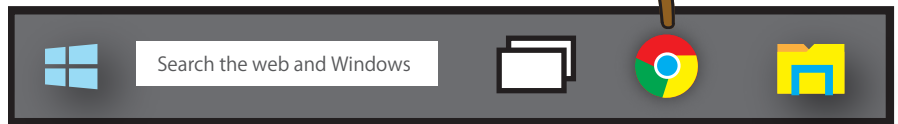
To open Acrobat Reader, click the search bar on the bottom left of the screen. Type **Acrobat Reader**. Then click **Acrobat Reader** from the search results.

If you don't have Acrobat Reader, you can follow the steps on pages 3 and 4. Otherwise, skip to page 5.


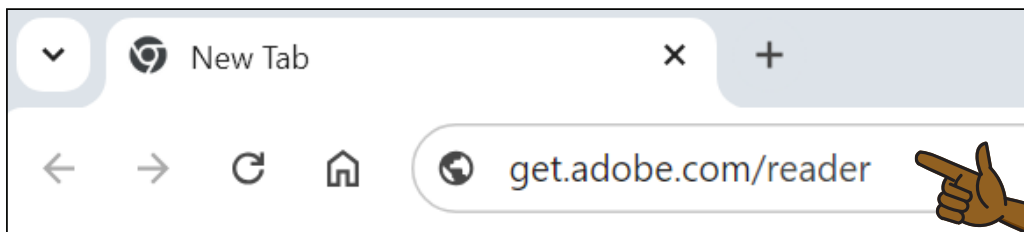


Downloading Acrobat Reader


To download Acrobat Reader, open Google Chrome. You can find Google Chrome on the bottom of the screen. Click on it once to open it.



Type get.adobe.com/reader into the address bar. When you're done, press **enter**. This will take you to the website where you can download Acrobat Reader.



Click the **Download Acrobat Reader** button. It may take a few minutes to download the file.




The world's most trusted free PDF viewer


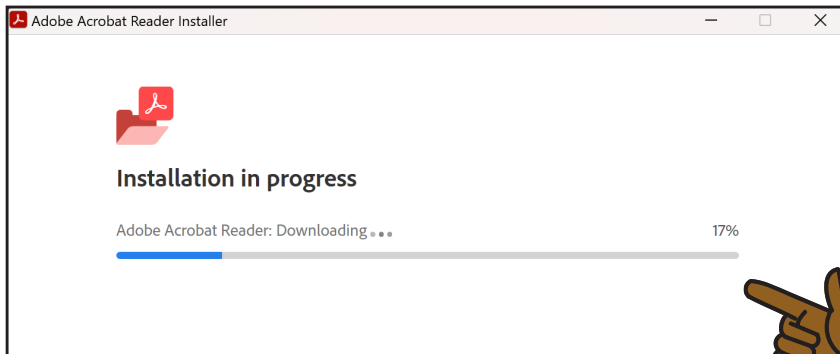
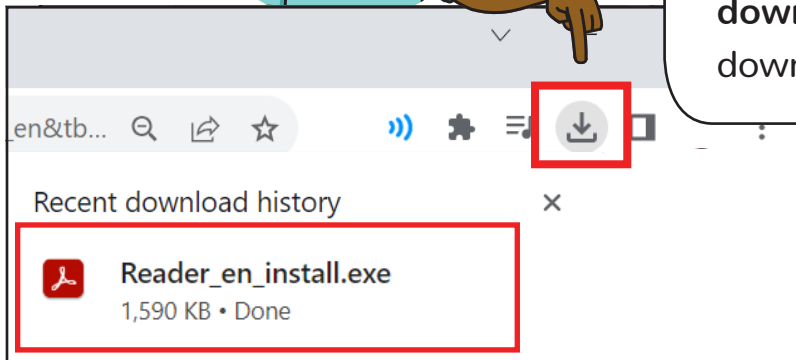
Windows 10 - 11 • English • Version 24.002.20857 [System requirements](#)
Download Acrobat Reader to work with PDFs in Acrobat on desktop and Google Chrome browser.
By clicking the "Download Acrobat Reader" button, you acknowledge that you have read and accepted all of the [Terms and Conditions](#).

[Download Acrobat Reader](#)



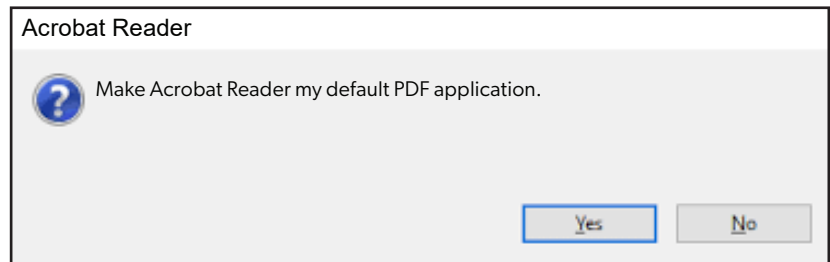
You can find the downloaded file by clicking the **Downloads** button  at the top right of Google Chrome.

You'll see a pop-up called **Recent download history**. Click on the downloaded file.



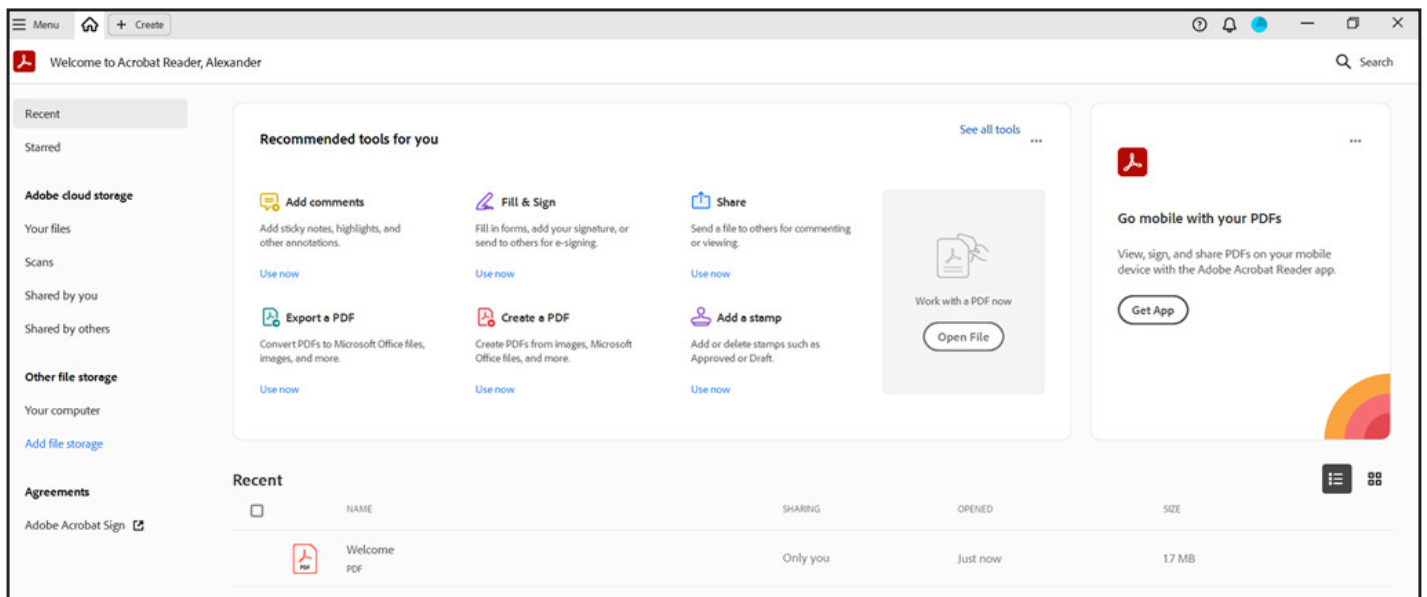
When you click on the file, it will add Acrobat Reader to your computer. After the installation is done, click **Finish**.

You may be asked if you want to set Acrobat Reader as the default app for opening PDF files. This means that any PDF file you download will automatically open in Acrobat Reader.




Versions of Acrobat Reader

This is what Acrobat Reader looks like.



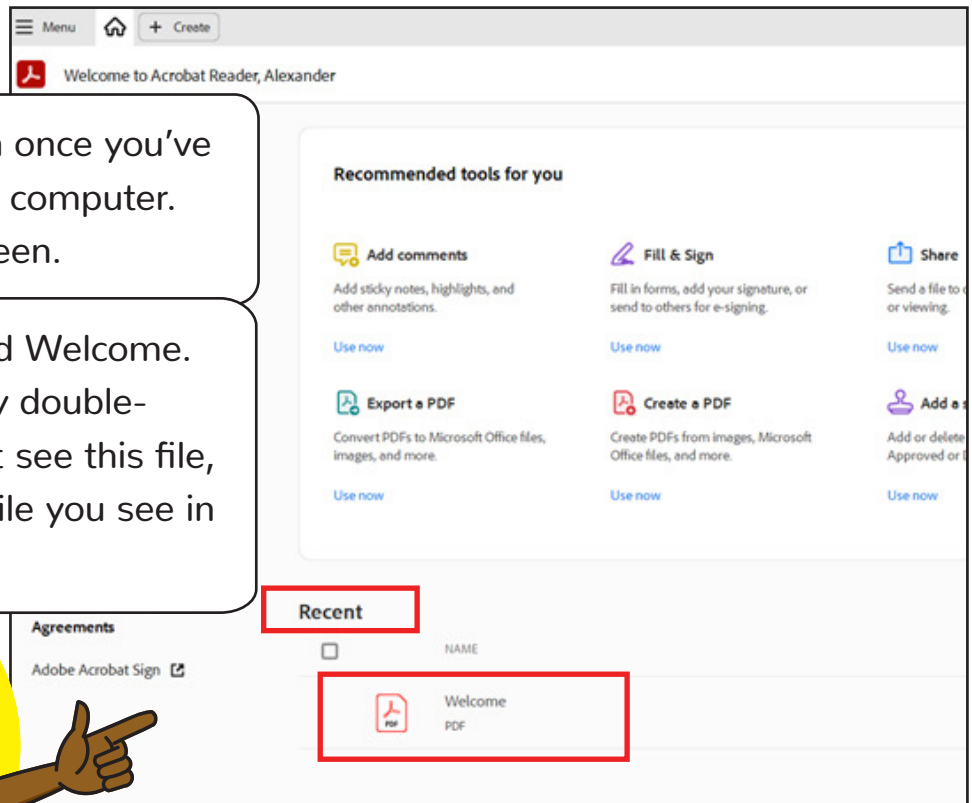

If you already had Acrobat Reader installed on your computer and it looks a bit different, you may be using an older version of Acrobat Reader. You can enable the new Acrobat Reader by clicking **View**, and then clicking **Enable new Acrobat Reader**. Then click **Restart**.



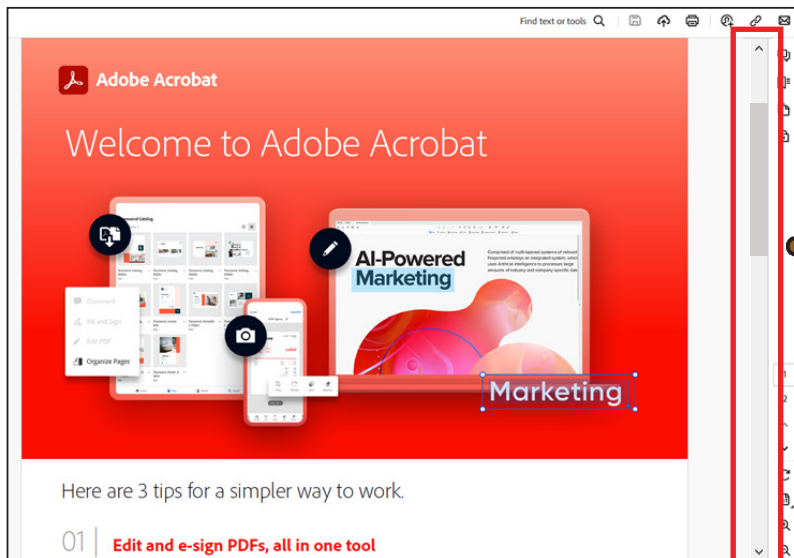
Opening a PDF file

Acrobat Reader will open once you've finished adding it to your computer. You'll see a welcome screen.



Let's open the PDF called Welcome. You can open the PDF by double-clicking on it. If you don't see this file, you can open whatever file you see in the **Recent** section.




You can move up and down the document by using the navigation bar on the right or by using the scroll wheel on your mouse.



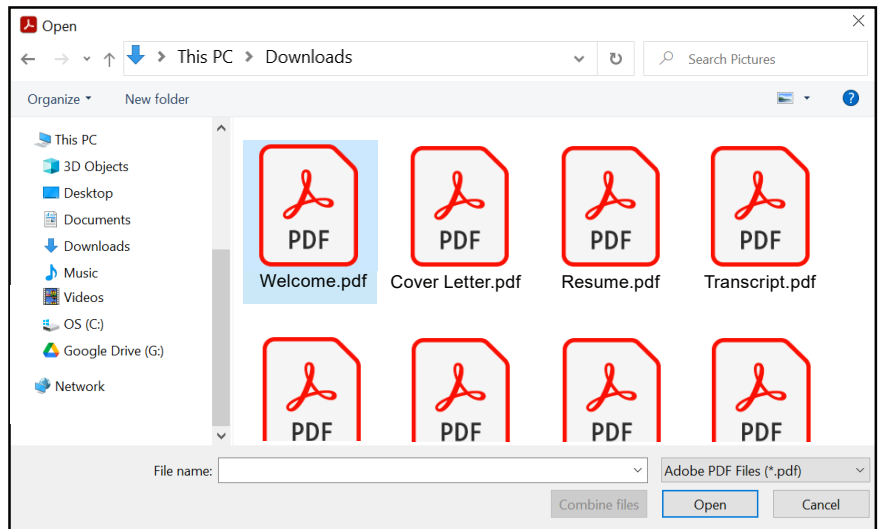
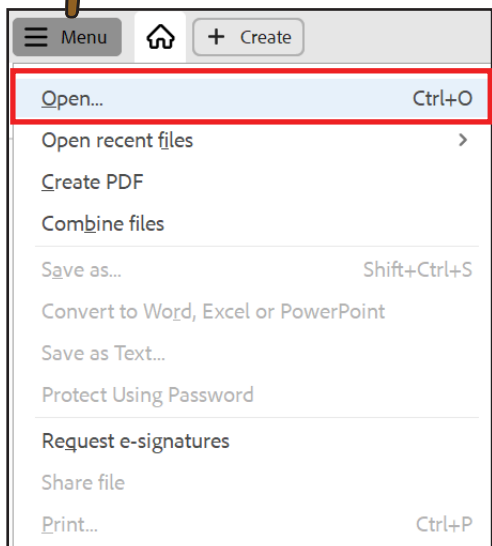

Zooming in and out of a PDF

You can zoom in and out of a PDF by using the **Zoom** icons at the bottom right. When you zoom in on the document, it makes the document look bigger. To zoom in, click . To zoom back out, click . Try zooming in and out to see the difference.



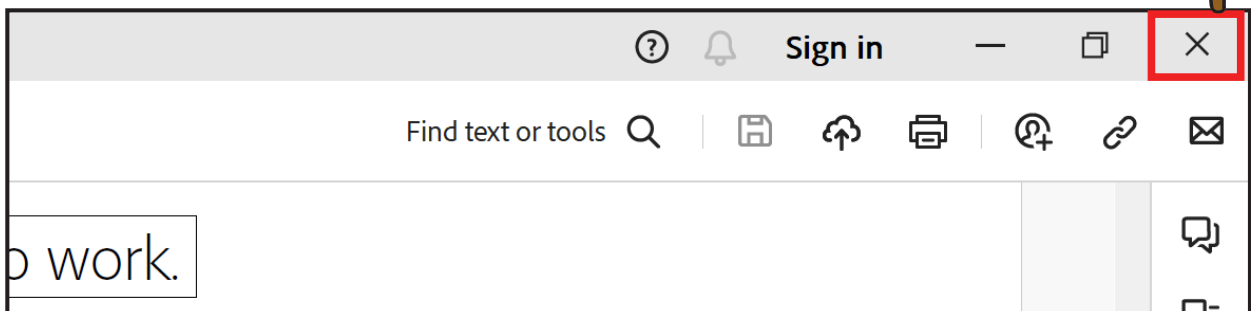

Opening other PDF files

You can open any PDF file on your computer by clicking **Menu** and then clicking **Open**. Then, navigate to where the PDF is and double-click on it.



Closing Acrobat Reader

To close Acrobat Reader, press the **X** at the top right of the screen.




Review



Did everything make sense?
Is there anything you want to try again?

Now let's see what you've learned



Do you think you can do these things by yourself?

Can you...	Yes	Not Yet
Download Acrobat Reader?	<input type="checkbox"/>	<input type="checkbox"/>
Open Acrobat Reader?	<input type="checkbox"/>	<input type="checkbox"/>
Enable the new version of Acrobat Reader?	<input type="checkbox"/>	<input type="checkbox"/>
Open a PDF?	<input type="checkbox"/>	<input type="checkbox"/>
Zoom in and out of a PDF?	<input type="checkbox"/>	<input type="checkbox"/>
Close a PDF?	<input type="checkbox"/>	<input type="checkbox"/>

What do you want to do next?



Refresh,
let's go over this lesson again



I understand it all,
let's go to the next lesson